

Key Interlock Safety Limit Switches

Features:

- Available in 4 body sizes in metal and in 3 body sizes in plastic.
- Can be configured
- Contacts available in:
 - 5 different configurations for SM, SP, SDM and SDP models,
 - 8 different configurations for SBM, SBP and SCM models;
- NC contacts with *positive opening* operation.
- All contacts are electrically separated (Zb shape)
- Bodies available with PG 11, PG 13.5, ½" NPT, M16 or M20 threaded entry.

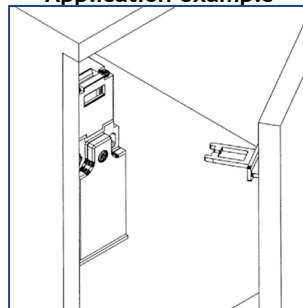


Specifications:



- **Metal:**
 - **Material:** Bodies made of heavy duty aluminum alloy
 - Class I protection again electrical shocks (acc. To IEC 536).
 - Degree of protection: IP 66.
- **Plastic:**
 - **Material:** UL-VO thermoplastic fiberglass, with double insulation.
 - Class II protection again electrical shocks (acc. To IEC 536).
 - Degree of protection: IP 65
- Switch Current up to 10A.
- CSA, cULus and CE approvals.

Application example



Other series of Limit Switches available:



30mm Series
Plastic or Metal



50mm Series
Plastic or Metal



40mm Series
Plastic or Metal



60mm Series
Metal



Safety Lever
or Safety Shaft



Safety Pull Ring
w/ or w/o Reset



Available Models/Heads for Key Interlock Safety Limit Switches



How to order Key Interlock Safety Limit Switches:

Complete PREFIX to indicate desired entry threads:

- 1 = PG 13.5
- 2 = 1/2" NPT
- 3 = PG 11*
- 4 = M16*
- 5 = M20

* only available for SP, SM, SDP or SDM

Complete SUFFIX to indicate desired contact configuration:

- Z11 = 1NO & 1NC, Snap action
- X11 = 1NO & 1NC, Slow action break before make
- X12 = 1NO & 2NC, Slow action break before make†
- X21 = 2NO & 1NC, Slow action break before make†
- Y11 = 1NO & 1NC, Slow action make before break

- Z02 = 2NC, Snap action
- W02 = 2NC, Slow action simultaneous
- W03 = 3NC, Slow action simultaneous†

† only available for SBP, SBM or SCM

e.g. SP1K98-Z11 = 30mm Rope Pull Switch, plastic body, w/ reset, PG13.5 entry, 1NO & 1NC contacts

Order Keys separately as follows:



Bent Key V1:

SP Key 13



Flat Key V1:

SP Key 14




Bent Key V2:

SP Key 15 / 35‡

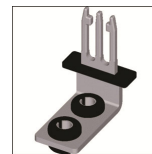


Bent Key V2:

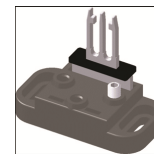
SP Key 16 / 36‡



Shock Absorbing Flat Key:
SP Key 17



Shock Absorbing Bent Key:
SP Key 18



Adjustable Key:
SP Key 19 / 39‡

‡ SP Key 13 - 19 for K20 and K120 heads; SP Key 35, 36 and 39 for K30 and K40 heads.