

30mm Control and Signaling Devices



The 30mm range of pushbuttons, selectors, e-stops, pilot lights and illuminated pushbuttons have been designed to provide the following:

- Easy and rapid mounting
- Up to 4 contacts blocks can be mounted: 4NO + 4NC contacts
- Self wiping contacts
- Dust, moisture and oil tight
- Robust construction
- Long mechanical and electrical life

The control devices are designed for flush mounting on control panels, desks and machines with plate thickness up to 6mm. Their dust, moisture and oil tight construction make them especially suitable for application in plants and heavy machinery.

Features and specifications


- **Rated insulation voltage:** 500V AC, 600V DC
- **Rated thermal current:** 10A
- **Contact operation:** self-wiping, slow double break, 1NO + 1 NC
- **Make and break capacity (13947-5-1):** AC15: 4A 415V
DC13: 0.5A 110V
- **Terminal capacity:** Maximum 2x1.5mm²
Minimum 1x0.5mm²
- **Altitude:** <3000 meters
- **Mechanical life:** over 1 million operations
- **Ambient temperature:** -25 to +70°C
- **Ingress protection:** IP65
- **Approvals:** cURus, CE







Pushbuttons

Illuminated Pushbuttons (Order by Part No.)

Illuminated Spring Return Flush Head Actuator 24V AC/DC and 110VAC standard 110VDC, 220VAC and 220VDC optional				Lenses for 30mm pilot lights 	
Colour	Part No.	Part No.	Part No.	Part No.	Part No.
Clear	RB3-BW37				RB3-BW037
White	RB3-BW31				RB3-BW031
Green	RB3-BW33				RB3-BW033
Red	RB3-BW34				RB3-BW034
Amber	RB3-BW35				RB3-BW035
Blue	RB3-BW36				RB3-BW036

Information subject to change without notice
 Specify BA15d BULB voltage as a suffix (-24V, -110VAC); Pilot lights can be ordered without bulbs

Non-illuminated Pushbuttons (Order by Part No.)

Spring Return Flush Head Actuator 		Spring Return Projecting Head Actuator 	
Colour	Part No.	Colour	Part No.
White	RB3-BA1	White	RB3-BL1
Black	RB3-BA2	Black	RB3-BL2
Green	RB3-BA3	Green	RB3-BL3
Red	RB3-BA4	Red	RB3-BL4
Yellow	RB3-BA5	Yellow	RB3-BL5
Blue	RB3-BA6	Blue	RB3-BL6

Information subject to change without notice

E-Stop (Mushroom) Actuators



Non-Illuminated E-Stop (Mushroom) Actuators (Order by Part No.)

Spring Return E-Stop (Mushroom Head) Actuator 			Twist and Key Release E-Stop (Mushroom Head) Actuator 			
Action	Colour	Part No.	Action	Diameter	Colour	Part No.
Spring Return 40mm	Red	RB3-BC4	Twist Release	40mm	Red	RB3-BS54
Spring Return Φ 60mm	Red	RB3-BR4			Black	RB3-BS52
			Key Release	40mm	Red	RB3-BS64
					Red	RB3-BS14

Information subject to change without notice

Selector Switches

Non-illuminated Selector Switches (Order by Part No.)



				
Action	Part No.	Action	Key Removal	Part No.
2 Pos. maintained	RB3-BD2	2 Pos. maintained	Both	RP3-BG4
2 Pos. spring return to left	RB3-BDR2	2 Pos. spring return to left	Left	RP3-BG2
3 Pos. maintained	RB3-BD3	2 Pos. maintained	Right	RP3-BG02
		2 Pos. spring return to left	Left	RP3-BG6
		3 Pos. maintained	All	RP3-BG0*
		3 Pos. maintained	Left & right	RP3-BG5*
		3 Pos. maintained	Left	RP3-BG9

* Special order only

Information subject to change without notice

Pilot Lights

Pilot Lights for LED and NEON bulbs and accessories (Order by Part No.)


			
Pilot Lights with LED Bulbs 24V AC/DC and 110VAC standard 110VDC, 220VAC and 220VDC optional			
Colour	Part No.	Part No.	
Clear	RB3-BV07	RB2-BV007	
White	RB3-BV01	RB2-BV001	
Green	RB3-BV03	RB2-BV003	
Red	RB3-BV04	RB2-BV004	
Amber	RB3-BV05	RB2-BV005	
Blue	RB3-BV06	RB2-BV006	

Information subject to change without notice

Specify BA15d BULB voltage as a suffix (-24V, -110VAC); Pilot lights can be ordered without bulbs

Contacts and Mounting Screws

Contacts (Order by Part No.)

Contacts Use S12 and S22 as couplings to double the number of contacts				
Type	Operation	Part No.		
Actuator mounting	1NO+1NC	RB3-S11		
	2NO+2NC	RB3-S11 + RB3-S12		
Base mounting	1NO+1NC	RB3-21		
	2NO+2NC	RB3-S21 + RB3-S22		

Information subject to change without notice

All contacts are supplied with a set of installation screws



Installation Screws (Order by Part No.)



Dimensions	Use with	Part No.
M4x25mm	S11 only (1NO + 1NC)	SC25
M4x45mm	S11 + S12 (2NO + 2NC)	SC45
M4x65mm	2 x S11 + S12 (3NO + 3NC)	SC65
M4x90mm	2 x S11 + 2 x S12 (4NO + 4NC)	SC90

Information subject to change without notice

Available accessories include:

- Replacement lenses (see tables on pages 2 and 3)
- Replacement BA15D bulbs
- Replacement keys (RB3-KY30)
- Replacement Rubber washers
- Legend plates
- BA15D LED bulbs

