

Innovation in monitoring and control

ADELSYSTEM continues to expand its offering of innovative products in the field of power supply, continuity and monitoring for application in the industrial automation, power, telecommunication, security fields.

Most products in the wide range of devices offered have now the possibility of being interconnected through the ADELBUS protocol.

Enhanced display features and software offer new control and monitoring possibilities which can be integrated in low voltage power systems, providing reliability, safety and error detection/correction.

ADELBUS, ADELViewsystem and ADELViewgraphics constitute the connection elements for the various devices: DC-UPS, Battery chargers, power supplies, allowing to view, analyze and set all parameters. This is evolution leading to the efficient and safe operation of your system.



ADELSYSTEM

Product Guide


- DC-UPS
- Charge & Testing
- Power Supply
- Monitor & Control



Monitoring & Control - DPY351

The ADELView graphic DPY351 is versatile multifunction display that allows monitoring, configuring and managing the Adel System devices connected in an ADELBus network. It is equipped with a bright, wide angle 3.5" TFT screen for optimum visibility in any operating condition.

The user interface is clear, intuitive and allows for easy configuring and managing of connected devices. Through the Ethernet interface, it is possible to remotely manage the ADELBus network.



ADELBus

ADELSystem Network manages all the connected devices in: Monitoring, Configuration, Alarms management, programmed actions that are coordinated among the devices.



Monitoring and Control

The DPY351 device can control an ADELBus network through its Ethernet interface by remotely monitoring and managing the connected devices using SNMP and Modbus TCP protocols.



ADELBus Connected Products

DC-UPS: CBI2801224A, CBI1235A, CBI2420A, CBI4810A
Battery Charger: CB12245AJ
Power Supply: new series FLEX2



ADELView System

Software suite for remote monitoring and management of devices connected in an ADELBus network.



Accessories

The RJTemp temperature probe measures the battery bank temperature.



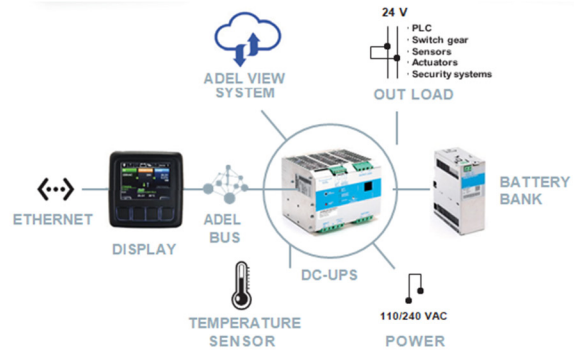
Battery Monitor DPY352

A stand-alone device, to monitor the battery bank voltage, and charging state. It uses SNMP and Modbus TCP protocols.

DC-UPS

The DC-UPS are All-In-One products, which incorporate 4 functions: Power Supply, Back-Up, Battery Charger and Power Management which automatically controls power sharing across Power Supply, Batteries and Load.

Input: 90 to 305 VAC; Output: 12, 24, 48 VDC.



DC-UPS 24VDC Output

Wide range of products. ADELBus connections for models: CBI2801224A, CBI2420A; DC output: from 60 to 500 W



DC-UPS 12VDC Output

Wide range of products. ADELBus connections for models: CBI2801224A, CBI1235A; DC output: from 36 to 500 W



Battery Bank 12 V

For use with DC-UPS 12VDC. Lead, AGM, VRLA batteries. Robust case wall mount. IP20. Three battery sizes: 3.4 - 7.2 - 12 Ah.



Battery Bank 24 V

For use with DC-UPS 24 VDC. VRLA battery. Robust case INOX steel mount on Din Rail or panel mount. IP20. Four batteries sizes: 1.2 - 3.4 - 7.2 - 12 Ah.



SFP Safety Power

Fire prevention System. Available as a fully enclosed device conforming with EN54.4 or as a component to be used with a DC-UPS system.



DC-UPS 48VDC Output

Two devices for industrial and telecom applications. ADELBus connections, type: CBI4810A; DC output: from 240 to 500 W.

Battery Charge & Testing

Battery Charger, Switching Technology and **Battery Care Systems** are based on algorithms for charging and testing the battery, automatic charging, battery charge cycle optimization, flat batteries recovery and real-time diagnostic to detect sulfated batteries, elements in short circuit, accidental reverse polarity connection, disconnection of the battery. With **ADELBus** you can connect your device through protocol J1939.



CE UL

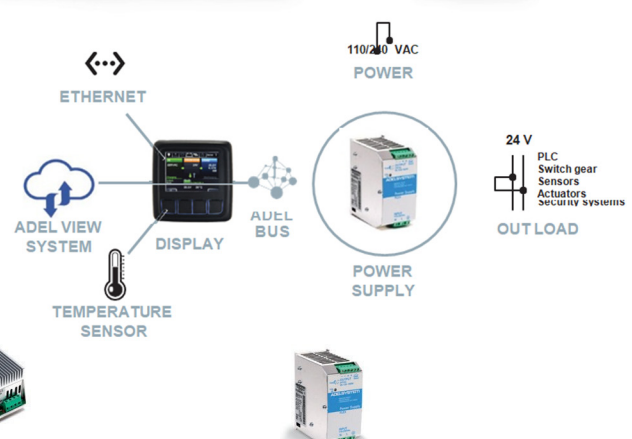
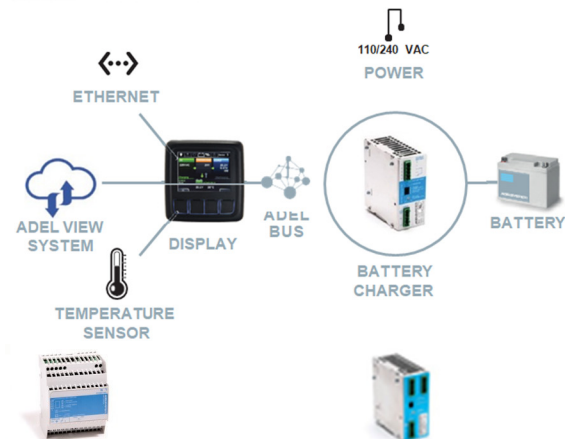
Power Supply

High-performance power supplies for various applications: industrial, machine building, manufacturing, building automation, process technology, oil and gas. **Power Boost** provides 1.5x the nominal power.

Overload and Short Circuit features. **ADELBus** connection for configuration and monitoring.



CE UL



CB12VDC

Wide range of products, for application in Industrial, GenSet, Fire prevention System. ADELBus connections J1939 for model types: CB12245AJ. DC output: from 36 to 500 W.



CAN J1939

With ADELBus, you can connect your device through protocol J1939. CB12245AJ.



PFAL

Adjustable output compact power supplies.

Input: 6 to 28 VAC; 8-39 VDC
Output: 2 to 25A
Output: 2 to 28 VDC



FLEX

DIN rail Switching Power Supplies.

Compact in size, 1.5x power boost, wide input voltage range 110-230 and 400-500VAC. Output: 2 to 25A; 60 to 500W Output: 5 - 12 - 24 - 48 VDC



CB24VDC

Wide range of products, for application in industrial, GenSet, Fire prevention System. Two battery connected. ADELBus connections J1939, model types: CB12245AJ. DC output: from 36 to 500 W.



CB363A - CB304A

Special battery chargers for non-standard 100 W Lead-Acid Batteries.

CB363A: 36 VDC; 18 Cell
CB304A: 30 VDC; 15 Cell



SW - Low Input Voltage

Extremely compact switching power supplies.

Input: 24 VAC; 24 - 48 VDC. Output: 5 - 12 - 24 - 48 VDC Watt: 25 - 460W



Step-UP DC to DC

Step Up DC to DC converters.

Input 12VAC, 24 VDC Output: 3 - 6A; 60 to 300 W Output: 24 - 30 - 40 - 48 - 60 VDC



CB1224

CB1224 line designed to reduce inventory, 12 or 24V.

DPY 353

Display panel mount. simple and sturdy, it displays the current charge mode, state of charge and system diagnostics at a glance.

D-FLEX

High efficiency low-profile Power Supplies, for low-power and compact applications.

MR220 Auxiliary Module

Decoupling Diode for redundancy applications or decoupling power sources. Electronic fuses for overload output control, up to 4 channels.

Since 1994, ITC is a trusted resource for industrial electrical and automation components. With over 10000 different parts available from its warehouse in Toronto, ITC can provide its customers the perfect blend of dependable stock, quality products, fair pricing, and friendly, knowledgeable service.


Here are some of our manufacturing partners:



TEL: 416-663-7223
 sales@itcproducts.com
 www.itcproducts.com



DIN Rail



DIN Rail Accessories



Non-Metallic Enclosures



Hinged Enclosures



Aluminum Enclosures




Suspension Systems



DIN Mounted Outlets



Terminal Blocks



Terminal Strips



Multipole Connectors




Compact IP68 Connectors



22.5mm Pushbuttons



LED Indicators



Control Stations



Midget and CC Fuse Holders



Limit Switches



Micro Limit Switches



Safety Switches



Foot Switches




Molded Case Circuit Breakers




IEC Contactors



Tower Lights



Disconnect Switches



Termination Kits



Crimp Terminals




Ferrules



Colour Coded Lugs




Cable Glands



Thread Adapters



Cable Ties



Wire Duct



DIN Rail Cutters



Crimping Tools



Hole Cutting & Punching Tools



Cutting & Stripping Tools - Wire & Cable