




Electrical Components



- Manual Crimping
- Battery Crimping
- Machine Crimping
- Interchangeable Dies
- Locators




PEW 12 Crimping system



The ideal crimping system

- A crimping system which enables the high-quality processing of the widest variety of crimp connectors
- Over 1000 interchangeable crimp inserts and positioning guides are available, covering the widest range of terminals
- To ensure process reliability, we always recommend using the available positioning guides
- Quick and easy to change
- Parallel crimping jaw closing action, exact contact positioning
- Use a hand crimping tool, powered crimper or crimping machine - matched to the work in hand, conductor cross-section and lot size

PEW 12 system tools all use the same dies and locators:



PEW 12 manual crimping tool

Features and specifications:


- High-precision ratchet mechanism for complete crimps
- Parallel crimping performance for even crimps
- 1.2 metric tons pressure at crimping face, with minimal hand effort
- Interchangeable high-precision crimping die set
- Interchangeable locator for precision positioning of terminals
- Ensures accurate, solderless, electrical connections
- Customized die sets on request



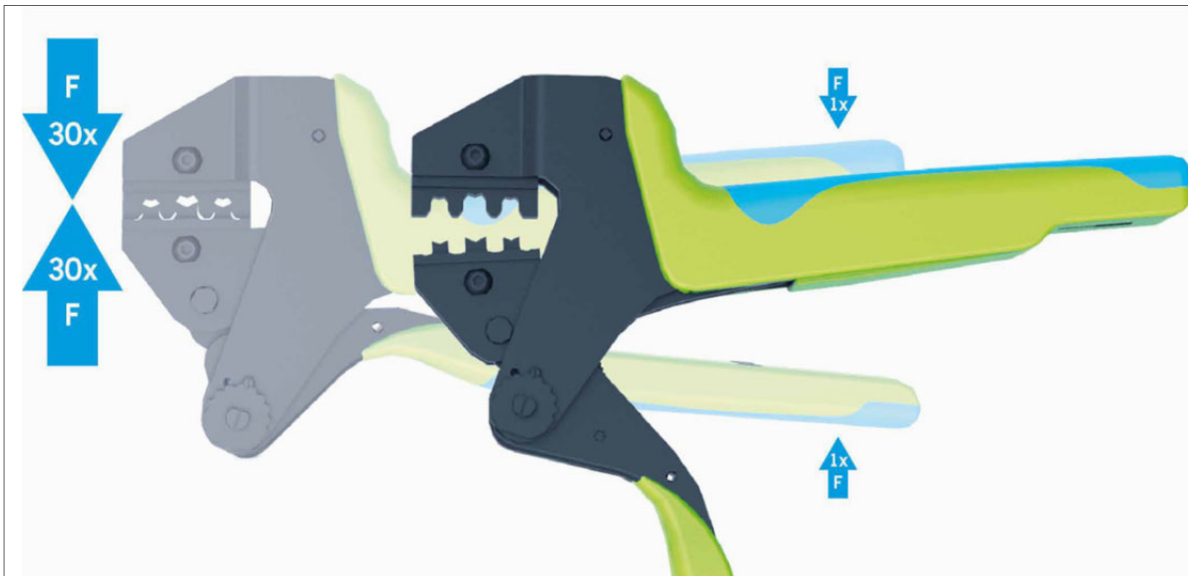
Locator & wire stop can be fitted



PEW 12 crimping tool 501.300



Case can accommodate up to 7 dies and 4 positioning guides



PEW 12 Manual Crimping Tool (Order by Part No.)

Part No.	Model	Description	Length (mm)
501.300	624 000 3	Crimp System Tool PEW 12, black-oxide finish, (tool only)	200
501.303	625 00000 3	Crimp System Tool PEW 12, black-oxide finish, jaw opening 16mm (tool only)	200
501.301	624 101 3	Crimp System Tool PEW 12 in plastic case, black-oxide finish, (tool and case only)	265
501.305	624 40098 3	Bench mount for PEW 12	190

Information subject to change without notice.

eForce battery powered crimping tool

Features and specifications:

- World's first electromechanical driven tool - speeds up the crimping process
- Intelligent crimping, process monitoring through LED-Display
- Low maintenance, due to the electromechanical drive mechanism
- LED illuminated work area
- Low noise, compared to hydraulic-driven tools
- Quick-stop function, increase safety and prevents over-crimping
- Eliminates hand fatigue due to less hand force
- Energy-saving function
- Combines fast and ergonomic crimping in one tool
- Uses standard Milwaukee M12 batteries (1 included)



Process monitoring with multi-function display



eForce PEW 12



Supplied in plastic case with rechargeable battery & inserts and positioning guides

eForce PEW 12 Battery Powered Crimping Tool (Order by Part No.)

Part No.	Model	Description	Size (mm)	Weight
501.801	6370 0300 1RT	Powered crimper in case with 12 V/2 Ah battery and US charger (tool, battery and charger only)	500 x 420 x 125	4,700g
501.801-B2	6370 0002 0	Replacement Battery for eForce PEW 12; 12V, 2.0 Ah	-	-
501.801-B4	6370 0004 0	Replacement Battery for eForce PEW 12; 12V, 4.0 Ah	-	-
501.801-BM	6370 0057 0	Bench mount for E-PEW-12	-	60g
501.801-SS	6370 00429 0	Shoulder strap for E-PEW-12	-	225g

Information subject to change without notice

Pneumatic crimping machines CM 25

Features and specifications:

- Compatible with most crimp dies and positioning guides for the PEW 12 crimp system tool
- Compact, maintenance-free table-top device in various models for a wide range of manufacturing requirements
- Quick and simple retooling makes it suitable for short- and medium-run production
- 360° rotating mount for crimp inserts (not applicable to CM25-5)
- Fine adjustment of crimp height possible
- Hand or foot actuation
- **Crimping force: 25 kN**
- **Operating pressure: 6 bar**



CM 25-1 crimping machine for Universal use with guards



CM 25-5 - crimping machine with sliding table. Cable and terminal are loaded outside the machine.





























Toggle Press for PEW 12 series dies and locators

Pneumatic Crimping Machines CM 25 (Order by Part No.)

Part No.	Model	Description	Size (mm) l x h x w	Weight
501.636 025-1	636 025-1 RT	Crimping machine CM 25-1 (machine only)	325 x 280 x 500	33.5Kg
501.636 025-3	636 084 3 RT	Crimping machine CM 25-3 for ferrules 26-8 AWG; square crimp	325 x 280 x 500	33.5Kg
501.636 025-5	636 025-5 RT	Crimping machine CM 25-5 with sliding tray (machine + sliding tray only)	325 x 280 x 500	33.5Kg
501.636 025-6	636 025-6	Crimping machine CM 25-6 with < 6 mm stroke (machine only)	325 x 280 x 500	33.5Kg
501.636 025 0 29	636 025 0 29	Footswitch for crimping machines CM 25	240 x 150 x 140	0.7Kg
501.636 000 1	636 000 1	Toggle Press manual crimping machine		














Information subject to change without notice

PEW 12 Tools, Dies and Locators for Insulated and Non-Insulated Ferrules

Part No. (model)		Description	Wire Size AWG	Wire Size mm ²		Die / Locator	Profile
Tool & Die	Die only						
501.321 (624 060 3)	501.421 (624 060 3 0)	PEW12.6 with dies for insulated terminals	20-18 AWG 16-14 AWG 12-10 AWG	0.5 - 1.0 mm ² 1.5 - 2.5 mm ² 4.0 - 6.0 mm ²			
501.322 (624 063 3)	501.422 ‡ (624 063 3 0)	PEW12.63 with dies for insulated terminals	8-6 AWG	10-16mm ²			
501.323	501.423	PEW12.1389 For insulated terminals and closed-end connectors	20-18 AWG 16-14 AWG 12-10 AWG	0.5 - 1.0 mm ² 1.5 - 2.5 mm ² 4.0 - 6.0 mm ²			
501.525 (624 060 0 011 RT)		Universal Locator and Wire Stop for insulated crimp terminals					
501.324 (624 060 3-3)	501.424 (624 060 3-3 0)	PEW12.6-3 For insulated heat-shrink connectors/splices	20-18 AWG 16-14 AWG 12-10 AWG	0.5 - 1.0 mm ² 1.5 - 2.5 mm ² 4.0 - 6.0 mm ²			
501.312 (624 020 3)	501.412 (624 020 3 0)	PEW12.2 tool with die for non-insulated terminals	24-18 AWG 17-16 AWG 14 AWG	0.25- 0.75 mm ² 1.0 - 1.5 mm ² 2.5 mm ²			
501.313 (624 030 3)	501.413 (624 030 3 0)	PEW12.3 with die for non-insulated terminals	12 AWG 10 AWG 8 AWG	4.0 mm ² 6.0 mm ² 10.0 mm ²			
501.314 (624 031 3)	501.414 (624 031 3 0)	PEW12.31 with die for non-insulated terminals	16 AWG 14 AWG 12 AWG 10 AWG 8 AWG	1.5 mm ² 2.5 mm ² 4.0 mm ² 6.0 mm ² * 10.0 mm ² *			
501.390 (624 090 3)	501.490 (624 090 3 0)	PEW12.9 with dies for ferrules	24-18 AWG 17-16 AWG 14 AWG 12 AWG 10 AWG	0.25 - 0.75 mm ² 1.0 - 1.5 mm ² 2.5 mm ² 4.0 mm ² 6.0 mm ²			
501.391 (624 091 3)	501.491 (624 091 3)	PEW12.91 with dies for ferrules	8 AWG 6 AWG 4 AWG	10.0 mm ² 16.0 mm ² 25.0 mm ²			
501.392 (624 092 3)	501.492 (624 092 3 0)	PEW12.92 with dies for ferrules	2 AWG 1/0 AWG	35.0 mm ² 50.0 mm ²			
501.093 (624 00093 3)	501.493 (624 090 3 0)	PEW12.93 with dies for ferrules 2/0 AWG 16mm JAW opening	2/0 AWG	70.0 mm ²			
501.397	501.497 (624 097 3 0)	PEW12.97 with dies for twin ferrules	2x10 AWG 2x8 AWG 2x6 AWG	2x 6.0 mm ² 2x 10.0 mm ² 2x 16.0 mm ²			

includes locator, locator does not work with CM machines. ‡ die does not work with CM25-6
Information subject to change without notice. Other dies available; contact ITC

PEW 12 Tools, Dies and Locators for non-insulated Female Flag Disconnects







Part No. (model)		Description	Wire Size AWG	Wire Size mm ²		Die/Locator	Profile
Tool & Die	Die only						
501.331 (624 045 3 1)	501.431 (624 045 3 0)	PEW12.45 with dies for non-insulated female disconnects tab width 2.8 + 4.8 mm	28-14 AWG	0.1 - 0.25 mm ² 0.5 - 1.0 mm ² 1.5 - 2.5 mm ²			
501.332 (624 045 3 1)	501.432 ‡ (624 045 3 0)	PEW12.5 w/dies for non-insulated female disconnects tab width 4.8 + 6.3 mm	20-10 AWG	0.5 - 1.0 mm ² 1.5 - 2.5 mm ² 4.0 - 6.0 mm ² ,			
501.525 (624 060 0 011 RT)		Universal Locator and Wire Stop for insulated and un-insulated crimp / flag terminals					
501.334 (624 742 3)	501.434 * (624 742 3 0)	PEW12.742 with dies for non-insulated flag disconnects	20-14 AWG	0.5 - 1.0 mm ² 0.5 - 1.0 mm ² 1.25 - 2.5 mm ²			
501.335 (624 745 3)	501.435 * (624 745 3 0)	PEW12.745 with dies for non-insulated flag disconnects	17-10 AWG	1.25 - 2.5 mm ² 3.0 - 4.0 mm ² 4.0 - 6.0 mm ²			

‡ - die does not work with CM 25-6

* - dies does not work with CM machines

Information subject to change without notice













PEW 12 Tools, Dies and Locators for D-Sub Contacts

Part No. (model)		Description	Wire Size AWG	Wire Size mm ²		Die/Locator	Profile
Tool, Die & Locator	Die only						
501.643 (624 667 3 1)	501.443 (624 667 3 01)	PEW12.667 with dies and locator for D-sub contacts Amphenol CONN TE DF 20, HD20, HDE	32 AWG 28 AWG 24 AWG 20 AWG	0.03 - 0.09 mm ² 0.2 - 0.56 mm ² 0.08 - 0.2 mm ²			
501.641 (624 674 3 023)	501.441 ^ (624 674 3 0)	PEW12.674 with dies for formed mod plugs Junior Power Timer (JTP)	20-14 AWG	0.50-2.5 mm ²			

^ - works with all CM machines, but without the wire stop













Information subject to change without notice

PEW 12 Tools, Dies and Locators for Milled and Turned Terminals


Part No. (model)		Description	Wire Size AWG	Wire Size mm ²		Die/Locator	Profile
Tool & Die	Die only						
501.371 (624 071 3 RT)	501.471 (624 071 3 0)	PEW12.71 with dies for ILME CC/CD terminals to 2.5mm ² [ILME CCPZ TP]	26-17AWG 16 AWG 14 AWG 12 AWG	0.14 - 1.0 mm ² 1.5 mm ² 2.5 mm ² 4.0 mm ²			
501.571 (624 071 0 01)		Locator					
501.372 (624 072 3 RT)	501.472 (624 072 3 0)	PEW12.72 with dies for ILME CX terminals	16 AWG 14 AWG 12 AWG 10 AWG	1.5 mm ² 2.5 mm ² 4.0 mm ² 6.0 mm ²			
501.572 (624 072 0 01)		Locator					
501.373 (624 073 3 RT)	501.473[‡] (624 073 3 0)	PEW12.73 with dies for milled terms	12 AWG 10 AWG 8 AWG	4.0 mm ² 6.0 mm ² 10.0 mm ²			
501.573 (624 073 0 01)		Locator					

[‡] - die does not work with CM 25-6
Information subject to change without notice

















PEW 12 Tools and Dies for Modular Data Plugs

Part No. (model)		Description	Number of Pins		Die	Profile
Tool & Die	Tool only					
501.380 (624 080 3)	501.480[†] (624 080 3 0)	Western plugs - RJ9, RJ10, RJ11, RJ12, RJ45, unshielded	4-, 6-, 8-pin			
501.381 (624 081 3)	501.481[†] (624 081 3 0)	Molex plugs (short design), unshielded	4-, 6-, 8-pin			
501.382 (624 082 3)	501.482[†] (624 082 3 0)	Western plugs - RJ45, RJ50, unshielded	4-, 6-, 10-pin			
501.386 (624 086 3)	501.486[†] (624 086 3 0)	Stewart Plugs, RJ9, RJ10, RJ11, RJ12, RJ45 unshielded	4-, 6-, 8-pin			

[†] - not compatible with CM 25-5 machine
Information subject to change without notice
Consult ITC for dies for AMP, Hirose, Telegärtner, Molex, Drahtex etc...



PEW 12 Tools, Dies and Locators for Solar Terminals

Part No. (model)		Description	Wire Size AWG	Wire Size mm ²		Die/Locator	Profile
Tool & Die	Die only						
501.361	501.461 (624 004 3 0 RT)	PEW12.004 with dies for MC4 solar terminals Cut - Strip - Crimp ^	12 AWG	4 mm ²			
501.561 (624 004 0 01)		Locator					
501.362 (624 006 3 RT)	501.462 (624 006 3 0 RT)	PEW12.006 with dies for MC4 solar terminals Cut - Strip - Crimp ^	10 AWG	6 mm ²			
501.562 (624 006 0 01)		Locator					
501.364 (624 570 3 0 RT)	501.464 (624 194 3 0 RT)	PEW12.570 with dies for MC3/MC4/Tlian/Leoni solar terminals ^	14 AWG	2.5 mm ²			
501.664 (624 570 3 1 RT) Locator included			12 AWG	4.0 mm ²			
501.564 (624 194 0 01 RT)		Locator					
501.365 (624 817 3 RT)	501.465 (624 817 3 0 RT)	PEW12.817 w/dies for Tyco (Solarlok®) solar terminals	16 AWG	1.5 mm ²			
501.665 (624 817 3 1 RT) Locator included			14 AWG	2.5 mm ²			
501.565 (624 817 0 01 RT)		Locator					

Information subject to change without notice

^ For specific Staubli MC4/PV4-S/Tlian/Twinsel/Leoni terminals





3 tools in 1: Cut - Strip - Crimp Dies:

Selected dies feature 3 slots for cutting, stripping and crimping MC4 cables.



Other Rennsteig Crimping Products Available

4/8 and 4 Indent Crimping Tools for Turned Contacts










	<p>4/8 Indent crimping tools DigiCrimp and MicroCrimp</p> <ul style="list-style-type: none"> ▪ Electronic wear monitoring (patented) with warning function ▪ Reliable crimping with force lock & synchronous crimp indenter movement 	
	<p>4/8 Indent crimping tools for MIL/SAE and EN contacts</p> <ul style="list-style-type: none"> ▪ Special tool for crimping of turned male and female contacts according to AS39029 and EN3155 ▪ Crimping indenters, adapter ring and selector positions fulfill requirements of MIL/SAE AS22520 	
	<p>Four-indent crimping tool PEW 8.7</p> <ul style="list-style-type: none"> ▪ Starter model for crimping turned male and female connectors for wire cross-sections from 0.08 - 2.5 mm² ▪ Synchronous indent drive for even 4/8 indent crimp pressure 	

Accessories

 <p>12 piece locator</p>	 <p>Pin Locator</p>	 <p>Multiple Pin Locator</p>	 <p>Universal locator</p>	 <p>Single Positioners</p>
--	--	---	---	---

Information subject to change without notice

PEW 8.8 Professional, Ratcheting Crimping Tools for Ferrules

			<p>500.053 (PEW 8.85) and 500.039 (PEW 8.86) ratchet-action ferrule crimping tools feature square or hexagonal crimping shape, obtained by means of synchronous driven crimp jaws. As a result, the same pressure is applied along the whole length of the ferrule and the shape is ideal for installation in wire clamps (square crimp) or in screw-pressure wire terminals (hexagonal crimp).</p>
			
			<p>500.049 (PEW 8.88) is a ratchet-action ferrule crimping tool with front access and square crimp shape. A 2-position lever extends the maximum crimping range from 28AWG to a maximum of either 7AWG or 5AWG.</p>










Information subject to change without notice

PEW 9 light and compact



- Specially designed for professional installers
- High crimping force through efficient force transfer
- Ensures quality, solder-free electrical connections
- With force lock for dependable crimps (unlockable)
- Compact and light

PEW 9 Premium Crimping Tools for Terminals (Order by Part No.)

Part No.	Model	Terminal Type		Wire Size AWG	Wire Size mm ²	Crimp Shape
501.500-619 060	PEW 9.60		Insulated terminals, plug connectors and PIDG	22-10 AWG	0.5-10mm ²	
501.500-619 060-3	PEW 9.60-3		Heat-shrink Splices	22-10 AWG	0.5-10mm ²	
501.500-619 032	PEW 9.32		Non-Insulated Terminals	20- 7	0.5-10mm ²	
501.500-619 050	PEW 9.50		Non-insulated plug connectors	20-10	0.5-6mm ²	
501.500-619 031	PEW 9.31		Non-insulated splice connectors	15-7	1.5-10mm ²	

The cross section shapes of the crimps are for indication purposes only
Information subject to change without notice

MultiCrimp® - with quick change system - from Crimp to Crimp in 5 seconds



This crimp tool is specially designed for 5 different application areas. The tool has a quick change system for up to 5 different Die Sets. The excellent handling, easy exchange of the crimping insert bits are key features of these crimping pliers.

Since 1994, ITC is a trusted resource for industrial electrical and automation components. With over 10000 different parts available from its Toronto area warehouse, ITC provides the perfect blend of dependable stock, quality products, fair pricing, and friendly, knowledgeable service.


Here are some of our manufacturing partners:



TEL: 416-663-7223
 sales@itcproducts.com
 www.itcproducts.com



DIN Rail



DIN Rail Accessories



Non-Metallic Enclosures




Hinged Enclosures



Thermal Management




Multipole Connectors



Terminal Strips



Compact IP68 Connectors




Terminal Blocks



22.5mm Pushbuttons



LED Indicators



Control Stations



Limit Switches




Micro Limit Switches



Safety Switches




Foot Switches



Circuit Breakers



IEC Contactors




Disconnect Switches



Midget and CC Fuse Holders




Tower Lights



Power Continuity



Ferrules



Colour Coded Lugs




Crimp Terminals



Termination Kits



Cable Glands



Thread Adapters




Cable Entry Systems




Wire Management



Assembly Tables



DIN Rail Cutters



Crimping Tools



Hole Cutting & Punching Tools



Cutting & Stripping Tools - Wire & Cable