



LED Tower Lights & Accessories

12, 24 & 120Vac/dc ▪ 1 through 5 Layers ▪

Flashing or Continuous Operation ▪

With or Without Audible Alarm ▪

Pole-mount or **Base Mount (NEW!)** ▪

Replacement Lenses and BA15s LED Bulbs



ITC's Tower Lights (Stack Lights) are designed for efficient signal, alarm and monitoring of machinery, remote equipment, etc.... These devices are supplied ready for installation, complete with high-luminosity, side-projecting BA15s LED bulbs, with or without an audible alarm (siren) when applicable, as well as all wiring and mounting hardware.

Each tower light is composed of one to five layers (light units) and one base (including optional 90 dB audible alarm). Pole-mounted models (type TPT-) include one pole Ø21.9mm (standard length 288mm overall, 255mm to locknuts - other lengths available upon request)) and one mounting bracket 90° for side-mounting. The pole can also be direct-mounted on the top of the machine or cabinet by means of two locknuts. Base-mounted (or: "Flange-mounted") models (type TPW-) are equipped with a flange dia. 80mm for direct mounting on the surface of the cabinet, panel or machine. Approximately 400mm of wiring is supplied.

The following options and accessories are available:

- Light units:
 - One to five, colours **red** (R), **orange** (O), **green** (G), **blue** (B) or white (W)
 - 40mm (models TPTL4, TPTF4, TPTS4, TPWL4 and TPWF4) outside diameter or 50mm (models TPTL5, TPTF5, TPTS5, TPWL5 and TPWF5) outside diameter
 - Light units are stacked at factory and **cannot be removed**
- All types of Tower lights are available with LED bulbs, 12 V (AC/DC), 24 V (AC/DC) or 110-120V (AC)
- Types of operation available include: Type TP..L with fixed lights only; type TP..F with fixed or flashing lights; and Type TP..S with fixed or flashing lights plus audible alarm
- Optional 90° flange attachment, optional straight flange attachment, or optional universal 90°/180° pole attachment
- Replacement lenses and bulbs for each of the five colours above - BA15s base

Important Notice

The sequence of colors on all **STANDARD** models of tower lights is the following (from top to bottom)

	#1 (Top)	#2	#3	#4	#5 (bottom)
Single Light	Red	-	-	-	-
Two Lights	Red	Orange (Amber)	-	-	-
Three lights	Red	Orange (Amber)	Green	-	-
Four Lights	Red	Orange (Amber)	Green	Blue	-
Five Lights	Red	Orange (Amber)	Green	Blue	White

However, any other sequence of colors is available upon request.

Tower lights with non-standard sequences of colors are considered "Special products" and are non-returnable.

Other models of Tower Lights

Other tower lights are available on special order - examples:

- 60mm or 70mm diameter versions
- Fixed light models + alarm
- 2 meter long cables

Please contact ITC with your requirements.

TPTL5



TPT Pole-Mounted Tower Lights

TPT Pole-Mounted Tower Lights (Order by Part No.)

	Part No.			Description
	TPTL (fixed light)	TPTF (fixed/flash light)	TPTS (fixed/flash with siren)	
40mm	TPTL4-L11R	TPTF4-L11R	TPTS4-L11R	Ø40mm Pole mount LED Tower Light, Red, 110Vac
	TPTL4-L12RG	TPTF4-L12RG	TPTS4-L12RG	Ø40mm Pole mount LED Tower Light, R/G, 110Vac
	TPTL4-L13ROG	TPTF4-L13ROG	TPTS4-L13ROG	Ø40mm Pole mount LED Tower Light, R/O/G, 110Vac
	TPTL4-L14ROGB	TPTF4-L14ROGB	TPTS4-L14ROGB	Ø40mm Pole mount LED Tower Light, R/O/G/B, 110Vac
	TPTL4-L15ROGBW	TPTF4-L15ROGBW	TPTS4-L15ROGBW	Ø40mm Pole mount LED Tower Light, R/O/G/B/W, 110Vac
	TPTL4-L71R	TPTF4-L71R	TPTS4-L71R	Ø40mm Pole mount LED Tower Light, Red, 24Vac/dc
	TPTL4-L72RG	TPTF4-L72RG	TPTS4-L72RG	Ø40mm Pole mount LED Tower Light, R/G, 24Vac/dc
	TPTL4-L73ROG	TPTF4-L73ROG	TPTS4-L73ROG	Ø40mm Pole mount LED Tower Light, R/O/G, 24Vac/dc
	TPTL4-L74ROGB	TPTF4-L74ROGB	TPTS4-L74ROGB	Ø40mm Pole mount LED Tower Light, R/O/G/B, 24Vac/dc
	TPTL4-L75ROGBW	TPTF4-L75ROGBW	TPTS4-L75ROGBW	Ø40mm Pole mount LED Tower Light, R/O/G/B/W, 24Vac/dc
	TPTL4-L91R	TPTF4-L91R	TPTS4-L91R	Ø40mm Pole mount LED Tower Light, Red, 12Vac/dc
	TPTL4-L92RG	TPTF4-L92RG	TPTS4-L92RG	Ø40mm Pole mount LED Tower Light, R/G, 12Vac/dc
	TPTL4-L93ROG	TPTF4-L93ROG	TPTS4-L93ROG	Ø40mm Pole mount LED Tower Light, R/O/G, 12Vac/dc
	TPTL4-L94ROGB	TPTF4-L94ROGB	TPTS4-L94ROGB	Ø40mm Pole mount LED Tower Light, R/O/G/B, 12Vac/dc
	TPTL4-L95ROGBW	TPTF4-L95ROGBW	TPTS4-L95ROGBW	Ø40mm Pole mount LED Tower Light, R/O/G/B/W, 12Vac/dc
50mm	TPTL5-L11R	TPTF5-L11R	TPTS5-L11R	Ø50mm Pole mount LED Tower Light, Red, 110Vac
	TPTL5-L12RG	TPTF5-L12RG	TPTS5-L12RG	Ø50mm Pole mount LED Tower Light, R/G, 110Vac
	TPTL5-L13ROG	TPTF5-L13ROG	TPTS5-L13ROG	Ø50mm Pole mount LED Tower Light, R/O/G, 110Vac
	TPTL5-L14ROGB	TPTF5-L14ROGB	TPTS5-L14ROGB	Ø50mm Pole mount LED Tower Light, R/O/G/B, 110Vac
	TPTL5-L15ROGBW	TPTF5-L15ROGBW	TPTS5-L15ROGBW	Ø50mm Pole mount LED Tower Light, R/O/G/B/W, 110Vac
	TPTL5-L71R	TPTF5-L71R	TPTS5-L71R	Ø50mm Pole mount LED Tower Light, Red, 24Vac/dc
	TPTL5-L72RG	TPTF5-L72RG	TPTS5-L72RG	Ø50mm Pole mount LED Tower Light, R/G, 24Vac/dc
	TPTL5-L73ROG	TPTF5-L73ROG	TPTS5-L73ROG	Ø50mm Pole mount LED Tower Light, R/O/G, 24Vac/dc
	TPTL5-L74ROGB	TPTF5-L74ROGB	TPTS5-L74ROGB	Ø50mm Pole mount LED Tower Light, R/O/G/B, 24Vac/dc
	TPTL5-L75ROGBW	TPTF5-L75ROGBW	TPTS5-L75ROGBW	Ø50mm Pole mount LED Tower Light, R/O/G/B/W, 24Vac/dc
	TPTL5-L91R	TPTF5-L91R	TPTS5-L91R	Ø50mm Pole mount LED Tower Light, Red, 12Vac/dc
	TPTL5-L92RG	TPTF5-L92RG	TPTS5-L92RG	Ø50mm Pole mount LED Tower Light, R/G, 12Vac/dc
	TPTL5-L93ROG	TPTF5-L93ROG	TPTS5-L93ROG	Ø50mm Pole mount LED Tower Light, R/O/G, 12Vac/dc
	TPTL5-L94ROGB	TPTF5-L94ROGB	TPTS5-L94ROGB	Ø50mm Pole mount LED Tower Light, R/O/G/B, 12Vac/dc
	TPTL5-L95ROGBW	TPTF5-L95ROGBW	TPTS5-L95ROGBW	Ø50mm Pole mount LED Tower Light, R/O/G/B/W, 12Vac/dc

Information subject to change without notice

Dimensions of complete TPT pole-mounted tower lights (mm)

No. of Light units	Pole length (above mounting bracket)	Type TPTL4		Type TPTF4 / TPTS4		Type TPTL5		Type TPTF5 / TPTS5	
		Tower height (above pole)	Total height	Tower height (above pole)	Total height	Tower height (above pole)	Total height	Tower height (above pole)	Total height
1	256	113	369	177	433	118	374	182	438
2	256	178	434	239	495	182	438	246	502
3	256	243	499	301	557	246	502	310	566
4	256	308	564	363	619	310	566	374	630
5	256	373	629	425	681	374	630	438	694

TPW Base-Mounted Tower Lights

TPW Base-Mounted Tower Lights (Order by Part No.)

	Part No.			Description
	TPWL (fixed light)	TPWB (fixed with siren)	TPWF (fixed/flash light)	
40mm	TPWL4-L11R	TPWB4-L11R	TPWF4-L11R	Ø40mm Base (flange) mount LED Tower Light, Red, 110Vac
	TPWL4-L12RG	TPWB4-L12RG	TPWF4-L12RG	Ø40mm Base (flange) mount LED Tower Light, R/G, 110Vac
	TPWL4-L13ROG	TPWB4-L13ROG	TPWF4-L13ROG	Ø40mm Base (flange) mount LED Tower Light, R/O/G, 110Vac
	TPWL4-L14ROGB	TPWB4-L14ROGB	TPWF4-L14ROGB	Ø40mm Base (flange) mount LED Tower Light, R/O/G/B, 110Vac
	TPWL4-L15ROGBW	TPWB4-L15ROGBW	TPWF4-L15ROGBW	Ø40mm Base (flange) mount LED Tower Light, R/O/G/B/W, 110Vac
	TPWL4-L71R	TPWB4-L71R	TPWF4-L71R	Ø40mm Base (flange) mount LED Tower Light, Red, 24Vac/dc
	TPWL4-L72RG	TPWB4-L72RG	TPWF4-L72RG	Ø40mm Base (flange) mount LED Tower Light, R/G, 24Vac/dc
	TPWL4-L73ROG	TPWB4-L73ROG	TPWF4-L73ROG	Ø40mm Base (flange) mount LED Tower Light, R/O/G, 24Vac/dc
	TPWL4-L74ROGB	TPWB4-L74ROGB	TPWF4-L74ROGB	Ø40mm Base (flange) mount LED Tower Light, R/O/G/B, 24Vac/dc
	TPWL4-L75ROGBW	TPWB4-L75ROGBW	TPWF4-L75ROGBW	Ø40mm Base (flange) mount LED Tower Light, R/O/G/B/W, 24Vac/dc
	TPWL4-L91R	TPWB4-L91R	TPWF4-L91R	Ø40mm Base (flange) mount LED Tower Light, Red, 12Vac/dc
	TPWL4-L92RG	TPWB4-L92RG	TPWF4-L92RG	Ø40mm Base (flange) mount LED Tower Light, R/G, 12Vac/dc
	TPWL4-L93ROG	TPWB4-L93ROG	TPWF4-L93ROG	Ø40mm Base (flange) mount LED Tower Light, R/O/G, 12Vac/dc
	TPWL4-L94ROGB	TPWB4-L94ROGB	TPWF4-L94ROGB	Ø40mm Base (flange) mount LED Tower Light, R/O/G/B, 12Vac/dc
	TPWL4-L95ROGBW	TPWB4-L95ROGBW	TPWF4-L95ROGBW	Ø40mm Base (flange) mount LED Tower Light, R/O/G/B/W, 12Vac/dc
50mm	TPWL5-L11R	TPWB5-L11R	TPWF5-L11R	Ø50mm Base (flange) mount LED Tower Light, Red, 110Vac
	TPWL5-L12RG	TPWB5-L12RG	TPWF5-L12RG	Ø50mm Base (flange) mount LED Tower Light, R/G, 110Vac
	TPWL5-L13ROG	TPWB5-L13ROG	TPWF5-L13ROG	Ø50mm Base (flange) mount LED Tower Light, R/O/G, 110Vac
	TPWL5-L14ROGB	TPWB5-L14ROGB	TPWF5-L14ROGB	Ø50mm Base (flange) mount LED Tower Light, R/O/G/B, 110Vac
	TPWL5-L15ROGBW	TPWB5-L15ROGBW	TPWF5-L15ROGBW	Ø50mm Base (flange) mount LED Tower Light, R/O/G/B/W, 110Vac
	TPWL5-L71R	TPWB5-L71R	TPWF5-L71R	Ø50mm Base (flange) mount LED Tower Light, Red, 24Vac/dc
	TPWL5-L72RG	TPWB5-L72RG	TPWF5-L72RG	Ø50mm Base (flange) mount LED Tower Light, R/G, 24Vac/dc
	TPWL5-L73ROG	TPWB5-L73ROG	TPWF5-L73ROG	Ø50mm Base (flange) mount LED Tower Light, R/O/G, 24Vac/dc
	TPWL5-L74ROGB	TPWB5-L74ROGB	TPWF5-L74ROGB	Ø50mm Base (flange) mount LED Tower Light, R/O/G/B, 24Vac/dc
	TPWL5-L75ROGBW	TPWB5-L75ROGBW	TPWF5-L75ROGBW	Ø50mm Base (flange) mount LED Tower Light, R/O/G/B/W, 24Vac/dc
	TPWL5-L91R	TPWB5-L91R	TPWF5-L91R	Ø50mm Base (flange) mount LED Tower Light, Red, 12Vac/dc
	TPWL5-L92RG	TPWB5-L92RG	TPWF5-L92RG	Ø50mm Base (flange) mount LED Tower Light, R/G, 12Vac/dc
	TPWL5-L93ROG	TPWB5-L93ROG	TPWF5-L93ROG	Ø50mm Base (flange) mount LED Tower Light, R/O/G, 12Vac/dc
	TPWL5-L94ROGB	TPWB5-L94ROGB	TPWF5-L94ROGB	Ø50mm Base (flange) mount LED Tower Light, R/O/G/B, 12Vac/dc
	TPWL5-L95ROGBW	TPWB5-L95ROGBW	TPWF5-L95ROGBW	Ø50mm Base (flange) mount LED Tower Light, R/O/G/B/W, 12Vac/dc

Information subject to change without notice

Dimensions of complete TPW base-mounted tower lights (mm)

No. of Light units	Type TPWL4	Type TPWF4/TPWB4	Type TPWL5	Type TPWF5/TPWB5
	Total height	Total height	Total height	Total height
1	122	183	124	188
2	184	245	188	252
3	246	307	252	316
4	308	369	316	380
5	370	431	380	444

Information subject to change without notice - All dimensions in mm



TPWL-TPWF

Accessories and Spare Lenses

Accessories (Order by Part No.)

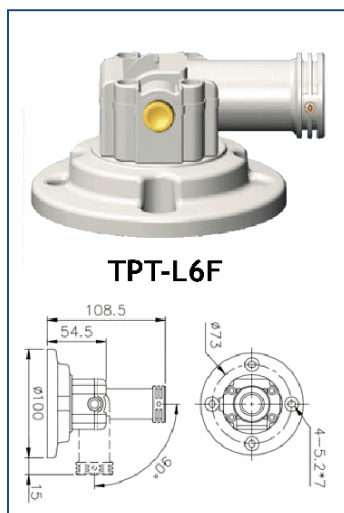
Part No.	Description
TPT-L6A	90 degrees mounting bracket, plastic
TPT-L6F	Universal 90/180 degrees base for pole
TPT-L6S	Straight flange base for pole, Ø22mm
TPT-L-S	Straight flange base for pole, Ø16mm
TPT-L507	Replacement base
TPT-L511-1	Special short pole 138mm
TPT-L611-5	Replacement std. pole 288mm

Information subject to change without notice

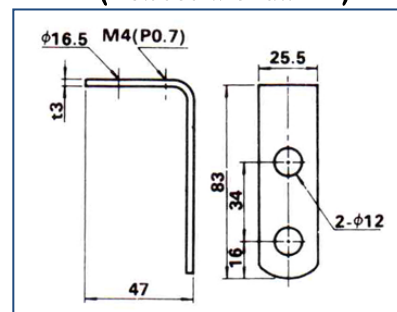
Spare Lenses (Order by Part No.)

Part No.	Description
TPL40/1	Replacement lens for Tower light, Ø40mm, white
TPL40/3	Replacement lens for Tower light, Ø40mm, green
TPL40/4	Replacement lens for Tower light, Ø40mm, red
TPL40/5	Replacement lens for Tower light, Ø40mm, amber
TPL40/6	Replacement lens for Tower light, Ø40mm, blue
TPL50/1	Replacement lens for Tower light, Ø50mm, white
TPL50/3	Replacement lens for Tower light, Ø50mm, green
TPL50/4	Replacement lens for Tower light, Ø50mm, red
TPL50/5	Replacement lens for Tower light, Ø50mm, amber
TPL50/6	Replacement lens for Tower light, Ø50mm, blue

Information subject to change without notice



Standard Mounting bracket (included with all TPT)



Spare Lamps (bulbs)

BA15s LED Cluster Lamps, Side-Projecting (Order by Part No.)

Color	Voltage	Part No. For 40mm tower lights - 8 LEDs	Part No. For 50mm tower lights	N. of LEDs for RL8	Part No. For 40 or 50mm tower lights - 12 LEDs
White	12V AC/DC	RL9-CL1-12	RL8-CL1-12	15	RL4-CL-12
Green	12V AC/DC	RL9-CL3-12	-	-	RL4-CL3-12
Red	12V AC/DC	RL9-CL4-12	-	-	RL4-CL4-12
Amber	12V AC/DC	RL9-CL5-12	-	-	RL4-CL5-12
Blue	12V AC/DC	RL9-CL6-12	-	-	RL4-CL6-12
White	24V AC/DC	RL9-CL1-24	RL8-CL1-24	15	RL4-CL1-24
White	24V DC	-	RL8-CL1-24DC	15	-
Green	24V AC/DC	RL9-CL3-24	RL8-CL3-24	15	RL4-CL3-24
Green	24V DC	-	RL8-CL3-24DC	10	-
Red	24V AC/DC	RL9-CL4-24	RL8-CL4-24	15	RL4-CL4-24
Red	24V DC	-	RL8-CL4-24DC	10	-
Amber	24V AC/DC	RL9-CL5-24	RL8-CL5-24	10/15	RL4-CL5-24
Amber	24V DC	-	RL8-CL5-24DC	10	-
Blue	24V AC/DC	RL9-CL6-24	RL8-CL6-24	10	RL4-CL6-24
Blue	24V DC	-	RL8-CL6-24DC	10	-
White	110V AC	RL9-CL1-110	RL8-CL1-110	10	RL4-CL1-110
Green	110V AC	RL9-CL3-110	RL8-CL3-110	10/15	RL4-CL3-110
Red	110V AC	RL9-CL4-110	RL8-CL4-110	10/15	RL4-CL4-110
Amber	110V AC	RL9-CL5-110	RL8-CL5-110	10	RL4-CL5-110
Blue	110V AC	RL9-CL6-110	RL8-CL6-110	15	RL4-CL6-110

Information subject to change without notice



RL9 style



RL8 style with 15 LEDs

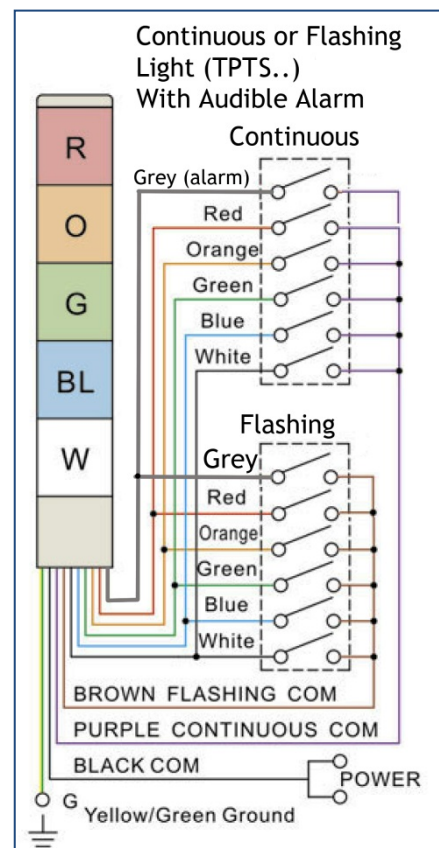
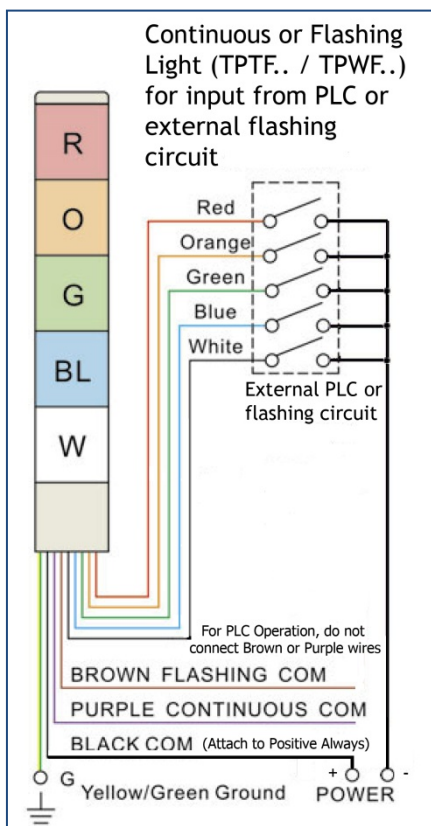
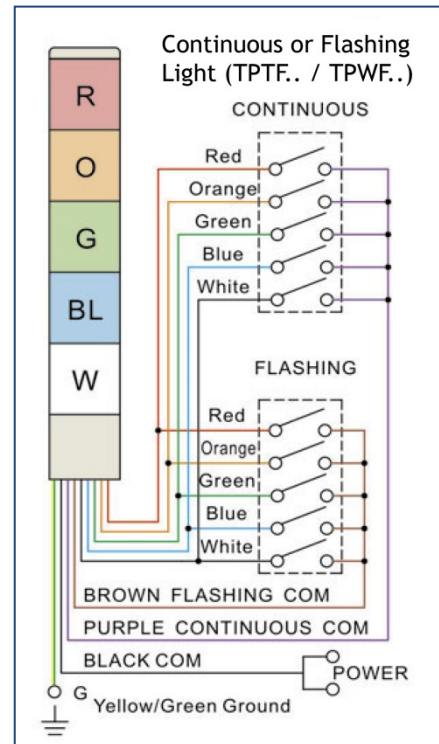
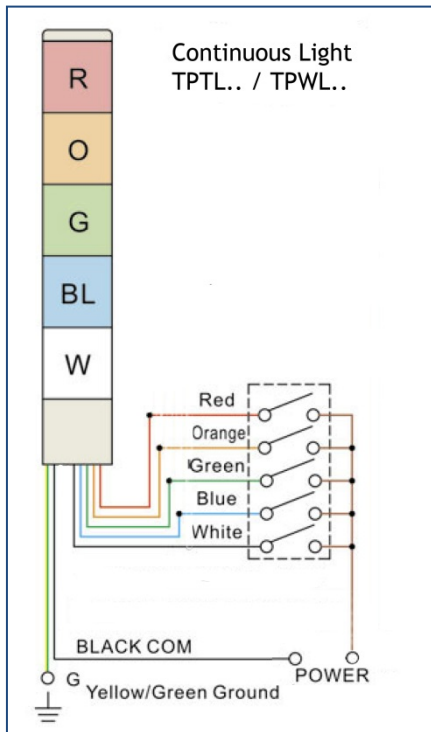


RL4 style

Related Products available from ITC

Led, Incandescent and Neon Signal Lamps (Bulbs)	Different models, steady / flashing / bi-color / with buzzer
Monobloc LED Indicator Lights and Buzzers	Voltages 6V to 220V, sockets Ba9s, Ba15d, Ba15s, E10
22.5mm Pushbuttons, Selectors and Indicators	A complete range of 22.5mm metal pushbuttons, selectors, e-stops and pilot lights
Palm-Type and Wobble-Type E-stop Buttons	Large size (90mm) Emergency-Stop (E-Stop or "Mushroom") 22.5mm pushbuttons, in Palm-type and Wobble-type

Wiring Diagrams



Since 1994, ITC is a trusted resource for industrial electrical and automation components. With over 10000 different parts available from its Toronto area warehouse, ITC provides the perfect blend of dependable stock, quality products, fair pricing, and friendly, knowledgeable service.

Here are some of our manufacturing partners:

elspelsberg

bimed



sontheimer

USE



DETSULTRA

COMET


TEKNIC



TEL: 416-663-7223
sales@itcproducts.com
www.itcproducts.com



DIN Rail



DIN Rail Accessories



Non-Metallic Enclosures




Hinged Enclosures



Thermal Management



Multipole Connectors



Terminal Strips



Compact IP68 Connectors




Terminal Blocks



22.5mm Pushbuttons



LED Indicators



Control Stations



Limit Switches




Micro Limit Switches



Safety Switches




Foot Switches



Circuit Breakers



IEC Contactors




Disconnect Switches



Midget and CC Fuse Holders



Tower Lights



Power Continuity




Ferrules



Colour Coded Lugs




Crimp Terminals



Termination Kits



Cable Glands



Thread Adapters




Cable Entry Systems




Wire Management



Assembly Tables



DIN Rail Cutters



Crimping Tools



Hole Cutting & Punching Tools



Cutting & Stripping Tools - Wire & Cable