ITC

ELECTRICAL
COMPONENTS

Wire Termination

- Solderless Crimp Terminals
- Power Crimp Terminals
- Ferrules
- Assortment Kits
- Crimp Tools





UL CERTIFIED
SAFETY US·CA
E485383

c UL us

Wire Termination Products

This catalog features a wide range of devices used to terminate wires and cables for safe, professional, reliable and durable connection to most types of terminals found in control components and panels, machinery, power distribution and grounding.

- **Solderless (Crimp) Terminals:**

Non-insulated and insulated copper terminals in a variety of styles (ring, spade, pin, blade, disconnect, splice, and more) for wires and cables from 0.14-25mm^2 (26AWG-4AWG).Selected non-insulated high-temperature terminals are also included.

Approvals: CSA # 028418, 083574
cULus # E128651, E96029

- **Power Crimp Terminals:**

Non-insulated color-coded copper lugs and splices for cables from 10mm^2 -400mm^2 (8AWG-750MCM).

Nylon insulated copper solderless ring 10-50mm^2 (8-1/0AWG), and spade terminals from 10-16mm^2 (8-6AWG).

Non-insulated (tubular) copper solderless ring, spade and flat terminals from 10-50mm^2 (8-1/0AWG).

Approvals: cULus # E125401

- **Ferrules:**

Cord end copper connectors for termination of stranded wires and cables from 0.14-240mm^2 (26-500MCM).

Available in the following types: non-insulated, insulated, twin insulated, extra insulated, and in strips, spools and rolls for automated application.

Approvals: CSA # 242724
cULus # E485383

- **Tools:**

Tools for application of the terminals above, while briefly described in this catalog, can be found in detail – in specific ITC flyers and catalogs.

416.663.7223 www.itcproducts.com sales@itcproducts.com 50 Mural St Unit #8 Richmond Hill, ON L4B 1E4

ITC ELECTRICAL COMPONENTS

Table of Contents

Solderless (Crimp) Terminals 4

Ring terminals 4
Locking spade terminals 4
Spade (fork) terminals....5
Flanged spade terminals 5
Hook terminals 6
Butt splices....6
Parallel splices....6
Female disconnects 7
Male disconnects (tabs) 7
Flag disconnects....8
Piggyback disconnects....8
Closed end crimp connectors....8
Female bullet connectors....9
Male bullet connectors 9
Pin terminals....9
Blade & lipped blade terminals 10
Quick splice with disconnect 10
Terminals on tape (spools) 10
Heat shrink butt splices 11
High temperature solderless crimp terminals 12
Solderless crimp terminal kits.... 13
Solderless crimp terminal slide-box kits.... 14

Colour-coded power crimp terminals 15

Colour-coded butt splices type '39BSCL' 15
Colour-coded power lugs '39C' (standard length) 16
Colour-coded power lugs '39CL' (1 hole-long barrel) 18
Colour-coded power lugs '39CL-D' (2 holes).... 19
Power crimp (solderless) terminals 20

Ferrules 22

Non-insulated ferrules.... 22
Single insulated ferrules 23
Twin insulated ferrules.... 24
Single insulated ferrules in strips, spools and rolls 24
Short-circuit protection insulated ferrules.... 25
Ferrule dispenser boxes 26
Ferrule kits in plastic or metal cases 26
Ferrule slide-box kits 27

Crimping Tools 28

AWG to Metric Equivalent (Wire Diameters).... 31

416.663.7223 www.itcproducts.com sales@itcproducts.com 50 Mural St Unit #8 Richmond Hill, ON L4B 1E4

Solderless (Crimp) Terminals

Ring Terminals (Order by Part No.)

Range AWG Colour mm^2	Stud Size	Part Number: Non-Insulated (brazed seam)		Part Number: Vinyl Insulated	Part Number: Nylon Insulated	Part Number: Poly-carbonate Insulated		Pack	Tool
26 – 22AWG yellow 0.14 – 0.34mm^2	2	–	–	–	321.000	–	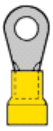	100	504.821
	3				321.001				
	4				321.002				
	6				321.003				
	8				321.004				
	10				321.005				
22 – 16AWG red 0.34 – 1.5mm^2	3	–		–	–	–	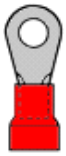	100	Non-insulated 504.842 504.931 504.942
	4	301.012		311.012					
	6	301.013		311.013	321.013	331.013			
	8	301.014		311.014	321.014	331.014			
	10	301.015		311.015	321.015	331.015			
	¼''	301.016		311.016	321.016	331.016			
	5/16"	301.017		311.017	–	–			
	3/8"	301.018		311.018					
	1/2"	–		311.019					
16 – 14AWG blue 1.5 – 2.5mm^2	4	301.022		311.022	–	–	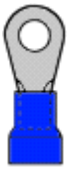	100	Insulated 500.064 504.921
	6	301.023		311.023	321.023	331.023			
	8	301.024		311.024	321.024	331.024			
	10	301.025		311.025	321.025	331.025			
	¼''	301.026		311.026	321.026	331.026			
	5/16''	301.027		311.027	–	–			
	3/8''	301.028		311.028					
	1/2"	–		311.029					
12 – 10AWG yellow 4 – 6mm^2	6	301.033		311.033	321.033	–	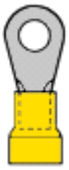	50	Non-insulated 504.931 Insulated 504.921
	8	301.034		311.034	321.034	331.034			
	8	301.034L		–	–	–			
	10	301.035		311.035	321.035	331.035			
	¼''	301.036		311.036	321.036	331.036			
	5/16''	301.037		311.037	–	331.037			
	3/8''	301.038		311.038		–			
	½''	301.039		311.039					

Information subject to change without notice

Locking Spade Terminals (Order by Part No.)

Range AWG Colour mm^2	Stud Size	Part Number: Non-Insulated (brazed seam)		Part Number: Vinyl Insulated		Pack	Tool
22 – 16AWG red 0.34 – 1.5mm^2	6	302.113		312.113		100	Non-insulated 504.842 504.931 504.942 Insulated 500.064 504.921
	8	302.114		312.114			
	10	302.115		312.115			
16 – 14AWG blue 1.5 – 2.5mm^2	6	302.123		312.123		100	
	8	302.124		312.124			
	10	302.125		312.125			
12 – 10AWG yellow 4 – 6mm^2	6	302.133		312.133		50	
	8	302.134		312.134			
	10	302.135		312.135			
	¼"	302.136		312.136			

Information subject to change without notice

416.663.7223 www.itcproducts.com sales@itcproducts.com 50 Mural St Unit #8 Richmond Hill, ON L4B 1E4

ITC ELECTRICAL COMPONENTS

Spade (Fork) Terminals (Order by Part No.)

Range AWG Colour mm^2	Stud Size	Part Number: Non-Insulated (brazed seam)		Part Number: Vinyl Insulated	Part Number: Nylon Insulated	Part Number: Poly-carbonate Insulated		Pack	Tool
26 – 22AWG yellow 0.14 – 0.34mm^2	2	–	–	–	322.000	–	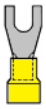	100	504.821
	3				322.001				
	4				322.002				
	6				322.003				
	8				322.004				
	10				322.005				
22 – 16AWG red 0.34 – 1.5mm^2	4	302.012		312.012	–	–		100	Non-insulated 504.842 504.942 504.931
	6	302.013		312.013	322.013	332.013			
	8	302.014		312.014	322.014	332.014			
	10	302.015		312.015	322.015	332.015			
	¼''	302.016		312.016	322.016	332.016			
16 – 14AWG blue 1.5 – 2.5mm^2	4	302.022		312.022	–	–		100	Insulated 500.064 504.921
	6	302.023		312.023	322.023	332.023			
	8	302.024		312.024	322.024	332.024			
	10	302.025		312.025	322.025	332.025			
	¼''	302.026		312.026	322.026	332.026			
12 – 10AWG yellow 4 – 6mm^2	6	302.033		312.033	322.033	–	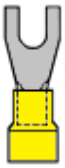	50	Non- insulated 504.931 Insulated 504.921
	8	302.034		312.034	322.034	332.034			
	10	302.035		312.035	322.035	332.035			
	¼''	302.036		312.036	322.036	332.036			
	5/16''	302.037		312.037	–	332.037			
	3/8''	302.038		312.038		–			
	½"	302.039		–					

Information subject to change without notice

Flanged Spade Terminals (Order by Part No.)

Range AWG Colour mm^2	Stud Size	Part Number: Non-Insulated (brazed seam)		Part Number: Vinyl Insulated		Pack	Tool
22 – 16AWG red 0.34 – 1.5mm^2	4	302.212		312.212		100	Non-insulated 504.842 504.931 504.942 Insulated 500.821 500.064 504.921
	6	302.213		312.213			
	8	302.214		312.214			
	10	302.215		312.215			
16 – 14AWG blue 1.5 – 2.5mm^2	6	302.223		312.223		100	
	8	302.224		312.224			
	10	302.225		312.225			
12 – 10AWG yellow 4 – 6mm^2	6	302.233		312.233		50	
	8	302.234		312.234			
	10	302.235		312.235			

Information subject to change without notice

416.663.7223 www.itcproducts.com sales@itcproducts.com 50 Mural St Unit #8 Richmond Hill, ON L4B 1E4

ITC ELECTRICAL COMPONENTS

Hook Terminals (Order by Part No.)

Range AWG Colour mm^2	Stud Size	Part Number: Non-Insulated (brazed seam)		Part Number: Vinyl Insulated		Pack	Tool
22 – 16AWG red 0.34 – 1.5mm^2	6	302.313		312.313		100	Non-insulated 504.842 504.931 504.942 Insulated 500.064 504.921
	8	302.314		312.314			
	10	302.315		312.315			
	¼”	302.316		312.316			
16 – 14AWG blue 1.5 – 2.5mm^2	6	302.323		312.323		100	
	8	302.324		312.324			
	10	302.325		312.325			
	¼”	302.326		312.326			
12 – 10AWG yellow 4 – 6mm^2	6	302.333		312.333	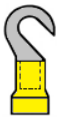	50	
	8	302.334		312.334			
	10	302.335		312.335			
	¼”	302.336		312.336			
	5/16”	302.337		312.337			

Information subject to change without notice

Butt Splices (Order by Part No.)

Range AWG Colour mm^2	Part Number: Nylon Insulated (straight)		Part Number: Vinyl Insulated (flared)	Part Number: Nylon Insulated (flared)		Pack	Tool
26 – 22AWG yellow 0.14 – 0.34mm^2	326.100		–	–		100	504.821
22 – 16AWG red 0.34 – 1.5mm^2	326.110		316.310	326.310		100	Non-insulated 504.842 504.931 504.942 Insulated 500.821 500.064 504.921
16 – 14AWG blue 1.5 – 2.5mm^2	326.120		316.320	326.320		100	
12 – 10AWG yellow 4 – 6mm^2	326.130		316.330*	326.330		50	

Information subject to change without notice

Parallel Splices (Order by Part No.)

Range AWG Colour mm^2	Part Number: Non-Insulated (brazed seam)		Part Number: Vinyl Insulated (flared)		Pack	Tool
22 – 16AWG red 0.34 – 1.5mm^2	306.210		316.210		100	Non-insulated 504.842 504.931 504.942 Insulated 500.821 500.064 504.921
16 – 14AWG blue 1.5 – 2.5mm^2	306.220		316.220		100	
12 – 10AWG yellow 4 – 6mm^2	306.230		316.230		50	

Information subject to change without notice

416.663.7223 www.itcproducts.com sales@itcproducts.com 50 Mural St Unit #8 Richmond Hill, ON L4B 1E4

Female Disconnects (Order by Part No.)

Range AWG Colour mm²	Tab Size (inches)	Part Number: Non-Insulated (butted seam)		Vinyl Insulated	Vinyl Fully Insulated (rounded)	Nylon Insulated (rounded)	Nylon Fully Insulated (rounded)	Nylon Fully Insulated (dimpled)		Pack	Tool
26 – 22AWG yellow 0.14 – 0.34mm²	.110x.020	–		314.000	–	–	–	–	Rounded Fully Insulated	100	504.821
	.110x.032			314.001							
22 – 16AWG Red 0.34 – 1.5mm²	.110x.020	304.010		314.010	314.110	324.010	324.110	–		100	Non-insulated 504.842 504.931 504.942 Insulated 500.821 500.064 504.822 504.921
	.110x.032	304.011		314.011	314.111	324.011	324.111				
	.187x.020	304.012		314.012	314.112	324.012	324.112				
	.187x.032	304.013		314.013	314.113	324.013	324.113				
	.205x.020	–		314.014	–	324.014	–				
	.250x.032	304.015		314.015	314.115	324.015	324.115	324.215	Dimpled Fully Insulated		
	.312x.032	–		314.016	–	–	–	–			
16 – 14AWG Blue 1.5 – 2.5mm²	.110x.020	–		314.020	314.120	324.020	–	–		100	
	.110x.032			314.021	314.121	324.021					
	.187x.020	304.022		314.022	314.122	324.022	324.122				
	.187x.032	304.023		314.023	314.123	324.023	324.123				
	.205x.020	–		314.024	–	–	–				
	.250x.032	304.025		314.025	314.125	324.025	324.125	324.225			
	.312x.032	–		314.026	–	324.026	–	–			
	.375x.047			314.027							
12 – 10AWG Yellow 4 – 6mm²	.187x.020	–		314.032	–	–	–	–		50	
	.250x.032	304.035		314.035	314.135	324.035	324.135	324.235			
	.375x.047	–		314.037	–	324.037	–	–			

Information subject to change without notice

Male Disconnects (Tabs) (Order by Part No.)

Range AWG Colour mm²	Tab Size (inches)	Part Numbers: Non-Insulated (butted seam)		Vinyl Insulated (rounded)	Nylon Insulated	Nylon Fully Insulated (rounded)	Nylon Fully Insulated (dimpled)		Pack	Tool
22 – 16AWG Red 0.34 – 1.5mm²	.110x.020	–		315.010	325.010	–	–		100	Non-insulated 504.842 504.931 504.942 Insulated 500.064 504.921
	.11 x.032			315.011	325.011					
	.187x.020			315.012	325.012					
	.187x.032	305.013		315.013	325.013					
	.250x.032	305.015		315.015	325.015	325.115	325.215			
16 – 14AWG Blue 1.5 – 2.5mm²	.187x.020	–		315.022	325.022	–	–		100	
	.187x.032			315.023	325.023					
	.250x.032	305.025		315.025	325.025	325.125	325.225			
12 – 10AWG Yellow 4 – 6mm²	.250x.032	305.035		315.035	325.035	325.135	325.235	rounded dimpled	50	

Information subject to change without notice

416.663.7223 www.itcproducts.com sales@itcproducts.com 50 Mural St Unit #8 Richmond Hill, ON L4B 1E4

Flag Disconnects (Order by Part No.)

Range AWG Colour mm^2	Tab Size (inches)	Part Number				Pack	Tool
		Non-Insulated		Nylon Fully Insulated			
22 – 16AWG Red 0.34 – 1.5mm^2	.187 x .020	–		324.712		100	Non-insulated 501.334 504.335 Insulated 504.923
	.187 x .032			324.713			
	.250 x .032	304.715		324.715			
16 – 14AWG Blue 1.5 – 2.5mm^2	.187 x .020	–		324.722		100	
	.187 x .032	304.723		324.723			
	.250 x .032	304.725		324.725			
12 - 10AWG 4 -6mm^2	.250 x .032	304.735		324.735		50	

Information subject to change without notice

Piggyback Disconnects (Order by Part No.)

Range AWG Colour mm^2	Tab Size (inches)	Part Number				Pack	Tool
		Vinyl Insulated		Nylon Fully Insulated			
22 – 16AWG Red 0.34 – 1.5mm^2	.250 x .032	314.615	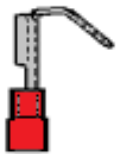	324.515	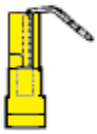	100	Insulated 500.064 504.921
16 – 14AWG Blue 1.5 – 2.5mm^2	.250 x .032	314.625		324.525		100	
12 – 10AWG Yellow 4 – 6mm^2	.250 x .032	314.635		–		50	

Information subject to change without notice

Closed End Crimp Connectors (Order by Part No.)

Range AWG mm^2	Part Number				Pack	Tool
	Nylon Insulated - Round Top		Nylon Insulated - Flat Top			
22 – 16AWG 0.34 – 1.5mm^2	326.810	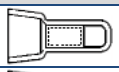	326.811	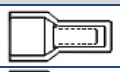	100	500.825 504.925
16 – 14AWG 1.5 – 2.5mm^2	326.820	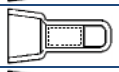	326.821	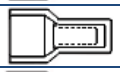	100	
12 – 10AWG 4 – 6mm^2	326.830	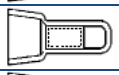	326.831	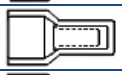	100	
8AWG 10mm^2	326.840	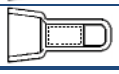	326.841	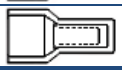	50	–

Information subject to change without notice

416.663.7223 www.itcproducts.com sales@itcproducts.com 50 Mural St Unit #8 Richmond Hill, ON L4B 1E4

Female Bullet Connectors (Order by Part No.)

Range AWG Colour mm^2	Bullet Diam.	Part Number				Pack	Tool
		Vinyl Fully Insulated		Nylon Fully Insulated			
22 – 16AWG Red 0.34 – 1.5mm^2	.156”	**314.911**		**324.911**		100	Insulated 500.064 504.921
16 – 14AWG Blue 1.5 – 2.5mm^2	.156”	**314.921**		**324.921**		100	
	.195”	**314.922**		**324.922**			
12 – 10AWG Yellow 4 – 6mm^2	.195”	**314.932**		–		50	

Information subject to change without notice

Male Bullet Connectors (Order by Part No.)

Range AWG Colour mm^2	Bullet Diam.	Part Number				Pack	Tool
		Vinyl Insulated		Nylon Fully Insulated			
22 – 16AWG Red 0.34 – 1.5mm^2	.156”	**315.811**	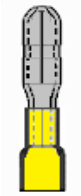	**325.911**	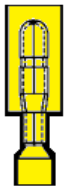	100	Insulated 500.064 504.921
16 – 14AWG Blue 1.5 – 2.5mm^2	.156”	**315.821**		**325.921**		100	
	.195”	**315.822**		–			
12 – 10AWG Yellow 4 – 6mm^2	.195”	**315.832**		–		50	

Information subject to change without notice

Pin Terminals (Order by Part No.)

Range AWG Colour mm^2	Pin Length	Part Number				Pack	Tool
		Non-Insulated (brazed seam)		Vinyl Insulated			
26 – 22AWG yellow 0.14 – 0.34mm^2	10mm	–	–	**323.600** (nylon ins.)		100	504.821
22 – 16AWG Red 0.34 – 1.5mm^2	10mm	**303.610**		**313.610**		100	Non-insulated 504.842 504.931 504.931 Insulated 500.064 504.921
	12mm	**303.612**		**313.612**			
	16mm	**303.615**		**313.615**			
16 – 14AWG Blue 1.5 – 2.5mm^2	10mm	**303.620**		**313.620**		100	
	12mm	**303.622**		**313.622**			
	16mm	**303.625**		**313.625**			
12 – 10AWG Yellow 4 – 6mm^2	14mm	**303.634**		**313.632**		50	

Information subject to change without notice

416.663.7223 www.itcproducts.com sales@itcproducts.com 50 Mural St Unit #8 Richmond Hill, ON L4B 1E4

ITC ELECTRICAL COMPONENTS

Blade & Lipped Blade Terminals (Order by Part No.)

Range AWG Colour mm²	Blade Length (mm)	Part Number: Non-Insulated Blade (butted seam)		Non-Insulated Lipped Blade (butted seam)		Vinyl Insulated Blade		Vinyl Insulated Lipped Blade		Pack	Tool
22 — 16AWG Red 0.34 — 1.5mm²	13x3.1	**303.014**		—		—	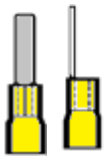	—		100	Non-insulated 504.842 504.931 504.942 Insulated 500.064 504.921
	13x3.25	—		—		**313.014**		—			
	17x4.6	—		—		—		**313.111**			
	17x2.3	**303.015**		**303.111**		—		—			
	17x2.6	—		—		**313.015**		—			
	17.4x3	—		—		—		**311.112**			
16 — 14AWG Blue 1.5 — 2.5mm²	14x2.5	**303.024**		—		—		—		100	
	14x3.2	—		—		**313.024**		—			
	17x2.1	**303.025**		—		—		—			
	17x2.6	—		—		**313.025**		—			
	17x4.75	—		—		—		**313.121**			
12 — 10AWG Yellow 4 — 6mm²	13x4.1	**303.034**		—		**313.034**		—		50	
	17.2x3	—		—		—		**313.132**			
	17x4.5	—		—		—		—			
	17x4.7	—		—		—		**313.131**			

Information subject to change without notice

Quick Splice w/ Disconnect (Order by Part No.)

Range AWG Colour mm²	Polypropylene Insulated Quick Splice with Female Disconnect		Polypropylene Insulated Quick Splice with Bullet Receptacle		Pack
22 — 16 Red/Maroon 0.34 — 1.5 mm²	**316.111** (type A)	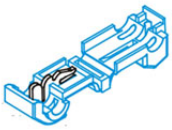	—	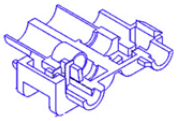	100
	326.615				
16 — 14 Blue 1.5 — 2.5 mm²	**326.625**		**316.725** (black)		100
12 — 10 Yellow 4 — 6 mm²	**326.635**		—		50

Information subject to change without notice

Terminals on Tape (in spools)

ITC offers a variety of solderless crimp terminals mounted on mylar tape in spools of 500 or 1000 pieces (depending on terminal size and style) for use on most common high-volume crimping machines.

Many Vinyl Insulated Rings, Spades and Female Disconnects on tape are available from stock, and with lead time, ITC can provide taped versions of most of the non-insulated, vinyl insulated or nylon insulated terminals found in our catalogue. See directions below for part numbers.

Terminals on tape:
Find the loose piece part number in our catalogue and change the second digit to:

Non-Insulated Terminals	Vinyl Insulated Terminals	Nylon Insulated Terminals
Change the Second Digit in part number from '0' to '8'	Change the Second Digit in part number from '1' to '6'	Change the Second Digit in part number from '2' to '7'

416.663.7223 www.itcproducts.com sales@itcproducts.com 50 Mural St Unit #8 Richmond Hill, ON L4B 1E4

Heat Shrink Butt Splices

These splicing terminals have an internal copper tube with a wire stop in the middle, insulated by a tube of high-density heat-shrinkable polyethylene (PE), colour coded for identification.
There are four models for wires ranging from 22AWG to 8AWG. This family of butt splices also include four 'step-down' models, used to connect wires of different sections on each side of the terminal.
A coloured ring stamped on one side indicates the different wire section.

Features and specifications

- **Insulation**: high-density heat-shrinkable polyethylene (PE)
- **Rated maximum voltage**: 600V
- **Rated maximum current**: dependent on wire used, from 9A (22AWG) to 70A (8AWG)
- **Operating temperature**: -40 to 105°C
- **Shrink temperature**: 150°C
- **Shrink ratio**: approximately 2.5:1
- **Approvals**: cULus (#E96029)

Heat Shrink Butt Splices (Order by Part No.)

Range	Part No.	Description		Pack
22-16AWG	**346.310**	Heat shrink PE butt splice, red		100
16-14AWG	**346.320**	Heat shrink PE butt splice, blue		100
12-10AWG	**346.350**	Heat shrink PE butt splice, yellow		50
8AWG	**346.380**	Heat shrink PE butt splice, red		50

Information subject to change without notice

Heat Shrink 'Step-Down' Butt Splices (Order by Part No.)

Range	Part No.	Description		Pack
16-14 to 22-16AWG	**346.321**	Heat shrink Change-down PE butt splice, blue w/red ring		100
12-10 to 16-14AWG	**346.352**	Heat shrink Change-down PE butt splice, yellow w/blue ring		100
8 to 16-14AWG	**346.382**	Heat shrink Change-down PE butt splice, red w/blue ring		50
8 to 12-10AWG	**346.385**	Heat shrink Step-down PE butt splice, red w/yellow ring		50

Information subject to change without notice

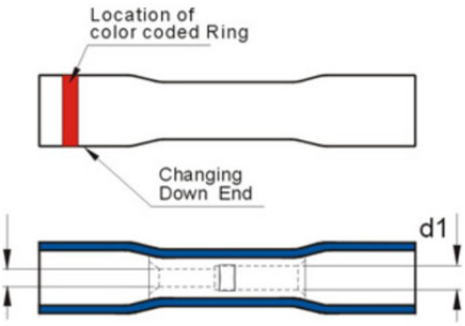

For information on our cordless heat gun for heat shrink terminals consult our online catalog EC-2419 Heat Shrink Butt Splices and Cordless Heat Gun, or contact ITC.

416.663.7223 www.itcproducts.com sales@itcproducts.com 50 Mural St Unit #8 Richmond Hill, ON L4B 1E4

High Temperature Solderless Crimp Terminals

ITC's High Temperature non-insulated Solderless Crimp Terminals are made of nickel-plated steel, (with copper sleeve for disconnect types), appropriate for special applications where high temperatures are expected.

Temperature ratings (maximum):

- Ring, Spade terminals: 480˚C (900˚F)
- Male / Female Disconnects: 380˚C (650˚F)

Materials: nickel-plated steel (with copper sleeve for disconnect types)

High Temperature Crimp Terminals (Order by Part No.)

Range AWG mm² Stud/Tab	Part No.	Description		L mm	W mm	Barrel O.D.	Barrel I.D.	Pack	Tool
22 – 18 0.34 – 0.75 # 10	**301.815**	Non-insulated HT ring terminal		15.6	8	3.4	1.7	100	500.842 504.942 504.931
16 – 14 1.5 – 2.5 # 10	**301.825**	Non-insulated HT ring terminal		16	8	4.2	2.3	100	
12 – 10 4.0 – 6.0 # 10	**301.835**	Non-Insulated HT ring terminal		19.5	9.5	5.6	3.4	50	
22 – 18 0.34 – 0.75 # 10	**302.815**	Non-Insulated HT spade terminal		18.5	7.9	3.4	1.7	100	
16 –14 105 – 2.5 # 10	**302.825**	Non-Insulated HT spade terminal		18.5	8.7	4.2	2.3	100	
12 – 10 4.0 – 6.0 # 10	**302.835**	Non-Insulated HT spade terminal		18.3	9.4	5.6	3.4	50	
22 – 16 0.34 – 1.5 .25"x.032"	**304.815**	Non-Insulated HT fem. Disconnect		15.5	6.9	3.4	1.7	100	
16 – 14 1.5 – 2.5 .25"x.032"	**304.825**	Non-Insulated HT fem. Disconnect		15.5	6.9	4.2	2.3	100	
12 – 10 4.0 – 6.0 .25"x.032"	**304.835**	Non-Insulated HT fem. Disconnect		17	6.9	5.6	3.4	50	
22 – 16 0.34 – 1.5 .25"x.032"	**305.815**	Non-Insulated HT male disconnect		15.5	6.4	3.4	1.7	100	
16 – 14 1.5 – 2.5 .25"x.032"	**305.825**	Non-Insulated HT male disconnect		15.5	6.4	3.4	1.7	100	
12 – 10 4.0 – 6.0 .25"x.032"	**305.835**	Non-Insulated HT male disconnect		17	6.4	5.6	3.4	50	
22 – 18 0.34 – 0.75	**306.810**	Non-Insulated HT butt splice	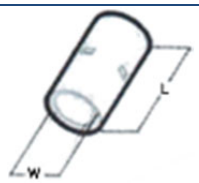	15	–	3.3	1.7	100	
16 – 14 1.5 – 2.5	**306.820**	Non-Insulated HT butt splice		15	–	4.1	2.3	100	
12 – 10 4.0 – 6.0	**306.830**	Non-Insulated HT butt splice		15	–	5.4	3.4	50	

Information subject to change without notice

416.663.7223 www.itcproducts.com sales@itcproducts.com 50 Mural St Unit #8 Richmond Hill, ON L4B 1E4

Solderless Crimp Terminal Kits

ITC's most common vinyl-insulated crimp terminals are now also supplied in a sturdy and practical metal case, with an optional crimping tool. Convenient for any electrical shop, and a great solution for use on a truck or van.
Case dimensions: 345x260x45mm (1x2x2.4")

Solderless Crimp Terminal Kits (Order by Part No.)

Range AWG / mm²	Part No.	Content	Contents Qty	Tool
22 – 10AWG 0.50 – 6.0mm²	**199.141K**	**20** types of ring, spade, disconnect insulated crimp terminals, butt splices and closed-end connectors; 22-10AWG	500 pieces	–
	199.142K		500 pieces	500.821 504.921*

** alternate tool; Information subject to change without notice*

Kit contents

Range AWG mm²	Stud Size	Part No.	Description		Qty
22 – 16AWG 0.5 – 1.5mm²	4.3mm, #8	**311.014**	Insulated ring terminal	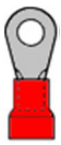	25
	5.3mm, #10	**311.015**	Insulated ring terminal		25
16 – 14AWG 1.5 – 2.5mm²	10.4mm, 3/8"	**311.028**	Insulated ring terminal		25
12 – 10AWG 4.0 – 6.0mm²	4.3mm, #8	**311.034**	Insulated ring terminal		25
16 – 14AWG 1.5 – 2.5mm²	3.7mm, #6	**311.023**	Insulated ring terminal		25
12 – 10AWG 4.0 – 6.0mm²	5.3mm, #10	**311.035**	Insulated ring terminal		25
16 – 14AWG 1.5 – 2.5mm²	4.3mm, #8	**311.024**	Insulated ring terminal		25
12 – 10AWG 4.0 – 6.0mm²	10.4mm, 3/8"	**311.038**	Insulated ring terminal		25
16 – 14AWG 1.5 – 2.5mm²	5.3mm, #10	**311.025**	Insulated ring terminal		25
22 – 16AWG 0.5 – 1.5mm²	5.3mm, #10	**312.015**	Insulated spade terminal	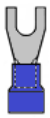	25
16 – 14AWG 1.5 – 2.5mm²	5.3mm, #10	**312.025**	Insulated spade terminal		25
12 – 10AWG 4.0 – 6.0mm²	5.3mm, #10	**312.035**	Insulated spade terminal		25
Range	**Tab Size**	**Part No.**	**Description**		**Qty**
22 – 16AWG 0.5 – 1.5mm²	.250x.032"	**314.015**	Insulated female disconnect	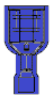	25
16 – 14AWG 1.5 – 2.5mm²	.250x.032"	**314.025**	Insulated female disconnect		25
12 – 10AWG 4.0 – 6.0mm²	.250x.032"	**314.035**	Insulated female disconnect		25
Range		**Part No.**	**Description**		**Qty**
22 – 16AWG 0.5 – 1.5mm²	–	**316.310**	Insulated butt splice		25
16 – 14AWG 1.5 – 2.5mm²	–	**316.320**	Insulated butt splice		25
12 – 10AWG 4.0 – 6.0mm²	–	**316.330**	Insulated butt splice		25
16 – 14AWG 1.5 – 2.5mm²	–	**326.820**	Close end crimp connector, round tip	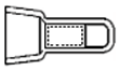	25
12 – 10AWG 4.0 – 6.0mm²	–	**326.830**	Close end crimp connector, round tip		25
–	–	**500.821***	Crimping Tool - Series 800 for insulated crimp terminals 22-10AWG		1

** for 199.142K kit only. Information subject to change without notice*

416.663.7223 www.itcproducts.com sales@itcproducts.com 50 Mural St Unit #8 Richmond Hill, ON L4B 1E4

Solderless Crimp Terminal Slide-Box Kits

ITC's Solderless Crimp Terminals are also available in handy, attractive packages - convenient for display and for usage in electrical shops of any size.

The plastic slide-box box is fully reusable.

Features and specifications:

- Box made of impact-resistant thermoplastic resin, designed to hang on standard display hooks. Covers are in transparent plastic, to show contents of each compartment
- Covers slide easily with thumb action, yet single compartments are safely closed until needed
- Available in prepared kits or as required – consult ITC
- The empty slide-box is also available in eight different colours – see page 26

Solderless Crimp Terminal Slide-Box Kits (Order by Part. No.)

Range AWG mm^2	Part No.	Description	Compartment 1	Compartment 2	Compartment 3	Compartment 4	Compartment 5
22 – 16 0.5 – 1.5	**790.120**	RED Crimp terminal assortment kit	50 non insulated ring terminals, #8 stud, 301.014	50 insulated ring terminals, #8 stud, 311.014	50 insulated spade terminal, #8 stud, 312.014	25 insulated butt splices, 22-16AWG, 316.310	25 fully insulated female disconnects, ¼" tab, 314.115
16 – 14 1.5 – 2.5	**790.121**	BLUE Crimp terminal assortment kit	50 non insulated ring terminals, #10 stud, 301.025	40 insulated ring terminals, #10 stud, 311.025	40 insulated spade term #10 stud, 312.025	20 insulated butt splices, 16-14AWG, 316.320	20 fully insulated female disconnects, ¼" tab, 314.125
12 – 10 4.0 – 6.0	**790.122**	YELLOW Crimp terminal assortment kit	40 non insulated ring terminals, #10 stud, 301.035	20 insulated ring terminals, #10 stud, 311.035	20 insulated spade term #10 stud, 312.035	15 insulated butt splices, 12-10AWG, 316.330	15 fully insulated female disconnects, ¼" tab, 314.135

Information subject to change without notice

416.663.7223 www.itcproducts.com sales@itcproducts.com 50 Mural St Unit #8 Richmond Hill, ON L4B 1E4

Colour-Coded Power Crimp Terminals

Colour-Coded Butt Splices type '39BSCL'

39BSCL series power butt splices are designed for joining heavy-duty conductors. Manufactured from electrolytic copper (having the same dimensions as the tube used for manufacturing type C and CL terminals), and annealed to obtain optimum mechanical performances – a must in order to withstand the severe stress during compression.

They feature an internal taper to ease the introduction of the conductors, as well as a central stop to ensure correct positioning.

Butt splices are tin plated to prevent corrosion. They are clearly marked with wire size.

Material: Annealed heavy-duty electrolytic copper; tin plated
Approvals: cULus (UL486A up to 35KV)
Standards: **EN** 61238-1; **CE** 2006/95/CE

Colour-Coded Butt Splices (Order by Part No.)

Range AWG mm²	Part No.	Dimensions (in)		Tool 502.551K (H-240R)	Tool 502.771K (H-4113)
		Φ	L	Die	Die
8AWG 10mm²	39BSCL8	.18	1.99	1016	–
6AWG 16mm²	39BSCL6	.23	1.99		16
4AWG 25mm²	39BSCL4	.24	2.38	2535	25
3AWG 27mm²	39BSCL3	.28	2.38		
2AWG 35mm²	39BSCL2	.30	2.38		35
1AWG 50mm²	39BSCL1	.35	2.58	5070	50
1/0AWG 55mm²	39BSCL1/0	.39	2.87		
2/0AWG 70mm²	39BSCL2/0	.44	3.11		70
3/0AWG 95mm²	39BSCL3/0	.49	3.11	95120	95
4/0AWG 120mm²	39BSCL4/0	.53	3.37		120
250 MCM 127mm²	39BSCL250	.60	3.37	150	150
300 MCM 150mm²	39BSCL300	.66	4.11		
350 MCM 185mm²	39BSCL350	.69	4.11	185	185
400MCM 200mm²	39BSCL400	.76	4.37		
500 MCM 240mm²	39BSCL500	.83	4.61	240	240
600 MCM 300mm²	39BSCL600	.93	5.49	–	300
750 MCM 400mm²	39BSCL750	1.02	5.87		400

Information subject to change without notice; Dies shown above are metric sized.

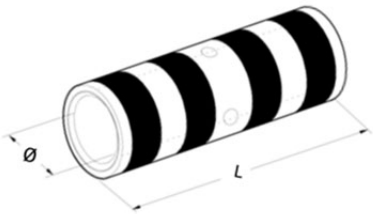

416.663.7223 www.itcproducts.com sales@itcproducts.com 50 Mural St Unit #8 Richmond Hill, ON L4B 1E4

Colour-Coded Power Lugs Standard Length '39C'

39C series power lugs are manufactured from heavy-duty electrolytic copper, and annealed to obtain optimum mechanical performances – a must in order to withstand the severe stress during compression, as well as the possible bending of the palm during installation. The dimensions of the tube are designed to obtain the most efficient combination of electrical conductivity and mechanical strength, to resist vibration and pull-out effort.

Lugs are tin plated to prevent corrosion. The tongue is clearly marked with wire size, and an inspection hole facilitates full insertion of the conductor.

Material: Annealed heavy-duty electrolytic copper; tin plated
Approvals: cULus (UL486A up to 35KV) **Standards: EN** 61238-1; **CE** 2006/95/CE

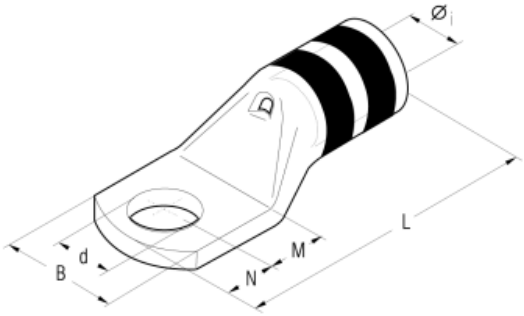

Colour-Coded Power Lugs Standard Length (Order by Part No.)

Range AWG mm²	Stud Size	Part No.	Dimensions (inches) Φ	B	M	N	L	d	Tool 502.551K (H-240R) Die	Tool 502.771K (H-4113) Die
8AWG 10mm²	#8	**39C8-8**	.18	.39	.20	.16	.89	.17	1016	–
	#10	**39C8-10**	.18	.39	.26	.24	1.02	.21		
	¼"	**39C8-14**	.18	.43	.28	.24	1.04	.25		
	5/16"	**39C8-516**	.18	.59	.35	.31	1.20	.33		
	3/8"	**39C8-38**	.18	.71	.43	.39	1.36	.41		
	½"	**39C8-12**	.18	.75	.55	.47	1.56	.52		
6AWG 16mm²	#8	**39C6-8**	.24	.49	.20	.16	1.00	.17		16
	#10	**39C6-10**	.24	.49	.26	.24	1.14	.21		
	¼"	**39C6-14**	.24	.49	.28	.24	1.16	.25		
	5/16"	**39C6-516**	.24	.59	.35	.31	1.32	.33		
	3/8"	**39C6-38**	.24	.71	.43	.39	1.48	.41		
	½"	**39C6-12**	.24	.79	.55	.47	1.67	.52		
4AWG 25mm²	#8	**39C4-8**	.24	.49	.20	.16	1.00	.17	2535	25
	#10	**39C4-10**	.24	.49	.26	.24	1.14	.21		
	¼"	**39C4-14**	.24	.49	.28	.24	1.16	.25		
	5/16"	**39C4-516**	.24	.59	.35	.31	1.32	.33		
	3/8"	**39C4-38**	.24	.71	.43	.39	1.48	.41		
	½"	**39C4-12**	.24	.79	.55	.47	1.67	.52		
3AWG 27mm²	#8	**39C3-8**	.28	.55	.20	.16	1.10	.17		
	#10	**39C3-10**	.28	.55	.26	.24	1.24	.21		
	¼"	**39C3-14**	.28	.55	.28	.24	1.26	.25		
	5/16"	**39C3-516**	.28	.55	.35	.31	1.42	.33		
	3/8"	**39C3-38**	.28	.59	.43	.39	1.57	.41		
	½"	**39C3-12**	.28	.71	.55	.47	1.77	.52		
2AWG 35mm²	#10	**39C2-10**	.30	.83	.26	.24	1.30	.21		35
	¼"	**39C2-14**	.30	.67	.28	.24	1.32	.25		
	5/16"	**39C2-516**	.30	.67	.35	.31	1.48	.33		
	3/8"	**39C2-38**	.30	.67	.43	.39	1.63	.41		
	½"	**39C2-12**	.30	.83	.55	.47	1.83	.52		
1AWG 50mm²	¼"	**39C1-14**	.35	.67	.28	.24	1.36	.25	5070	50
	5/16"	**39C1-516**	.35	.67	.35	.31	1.52	.33		
	3/8"	**39C1-38**	.35	.75	.43	.39	1.67	.41		
	½"	**39C1-12**	.35	.83	.55	.47	1.87	.52		

Continued on next page

416.663.7223 www.itcproducts.com sales@itcproducts.com 50 Mural St Unit #8 Richmond Hill, ON L4B 1E4

Colour-Coded Power Lugs Standard Length (Order by Part No.)

Range AWG mm²	Stud Size	Part No.	Dimensions (inches) Φ	B	M	N	L	d	Tool 502.551K (H-240R) Die	Tool 502.771K (H-4113) Die
1/0AWG 55mm²	¼”	39C1/0-14	.39	.75	.31	.28	1.59	.25	5070	50
	5/16”	39C1/0-516	.39	.75	.35	.31	1.67	.33		
	3/8”	39C1/0-38	.39	.79	.43	.39	1.83	.41		
	½”	39C1/0-12	.39	.83	.55	.47	2.03	.52		
	9/16”	39C1/0-916	.39	.98	.63	.55	2.19	.59		
	5/8”	39C1/0-58	.39	1.02	.71	.63	2.34	.67		
2/0AWG 70mm²	¼”	39C2/0-14	.44	.83	.31	.28	1.73	.25		70
	5/16”	39C2/0-516	.44	.83	.35	.31	1.81	.33		
	3/8”	39C2/0-38	.44	.83	.43	.39	1.97	.41		
	½”	39C2/0-12	.44	.87	.55	.47	2.17	.52		
	9/16”	39C2/0-916	.44	.98	.63	.55	2.32	.59		
	5/8”	39C2/0-58	.44	1.02	.71	.63	2.48	.67		
	¾”	39C2/0-34	.44	1.16	.87	.79	2.95	.83		
3/0AWG 95mm²	¼”	39C3/0-14	.49	.91	.31	.28	1.81	.25	95120	95
	5/16”	39C3/0-516	.49	.91	.35	.31	1.89	.33		
	3/8”	39C3/0-38	.49	.91	.43	.39	2.05	.41		
	½”	39C3/0-12	.49	.94	.55	.47	2.24	.52		
	9/16”	39C3/0-916	.49	1.06	.63	.55	2.40	.59		
	5/8”	39C3/0-58	.49	1.10	.71	.63	2.56	.67		
	¾”	39C3/0-34	.49	1.24	.87	.79	2.87	.83		
4/0AWG 120mm²	¼”	39C4/0-14	.53	.98	.31	.28	1.99	.25		120
	5/16”	39C4/0-516	.53	.98	.35	.31	2.07	.33		
	3/8”	39C4/0-38	.53	.98	.43	.39	2.22	.41		
	½”	39C4/0-12	.53	.98	.55	.47	2.42	.52		
	9/16”	39C4/0-916	.53	.98	.63	.55	2.58	.59		
	5/8”	39C4/0-58	.53	1.06	.71	.63	2.74	.67		
	¾”	39C4/0-34	.53	1.16	.87	.79	3.05	.83		
250 MCM 127mm²	¼”	39C250-14	.60	1.12	.31	.28	2.05	.25		
	5/16”	39C250-516	.60	1.12	.35	.31	2.13	.33		
	3/8”	39C250-38	.60	1.12	.43	.39	2.28	.41		
	½”	39C250-12	.60	1.12	.55	.47	2.48	.52		
	9/16”	39C250-916	.60	1.12	.63	.55	2.64	.59		
	5/8”	39C250-58	.60	1.12	.71	.63	2.80	.67		
	¾”	39C250-34	.60	1.18	.87	.79	3.11	.83		
	7/8”	39C250-78	.60	1.26	.94	.87	3.27	.91		
300 MCM 150mm²	5/16”	39C300-516	.66	1.24	.51	.43	2.72	.33	150	150
	3/8”	39C300-38	.66	1.24	.51	.43	2.72	.41		
	½”	39C300-12	.66	1.24	.63	.55	2.95	.52		
	9/16”	39C300-916	.66	1.24	.71	.63	3.11	.59		
	5/8”	39C300-58	.66	1.24	.75	.67	3.19	.67		
	¾”	39C300-34	.66	1.24	.87	.79	3.43	.83		
	7/8”	39C300-78	.66	1.24	.94	.91	3.62	.91		
350 MCM 185mm²	3/8”	39C350-38	.69	1.30	.51	.43	2.78	.41	185	185
	½”	39C350-12	.69	1.30	.63	.55	3.01	.52		
	9/16”	39C350-916	.69	1.30	.71	.63	3.17	.59		
	5/8”	39C350-58	.69	1.30	.75	.67	3.25	.67		
	¾”	39C350-34	.69	1.30	.87	.79	3.48	.83		
	7/8”	39C350-78	.69	1.46	.94	.91	3.68	.91		
400 MCM 203mm²	3/8”	39C400-38	.76	1.40	.51	.43	2.99	.41		
	½”	39C400-12	.76	1.40	.63	.55	3.23	.52		
	9/16”	39C400-916	.76	1.40	.71	.63	3.39	.59		
	5/8”	39C400-58	.76	1.40	.75	.67	3.46	.67		
	¾”	39C400-34	.76	1.40	.87	.79	3.70	.83		
	7/8”	39C400-78	.76	1.40	.94	.91	3.90	.91		
500 MCM 240mm²	3/8”	39C500-38	.83	1.54	.51	.43	3.23	.41	240	240
	½”	39C500-12	.83	1.54	.63	.55	3.46	.52		
	9/16”	39C500-916	.83	1.54	.71	.63	3.62	.59		
	5/8”	39C500-58	.83	1.54	.75	.67	3.70	.67		
	¾”	39C500-34	.83	1.54	.87	.79	3.94	.83		
	7/8”	39C500-78	.83	1.54	.94	.91	4.13	.91		
600 MCM 300mm²	½”	39C600-12	.93	1.73	.63	.55	3.90	.52	–	300
	9/16”	39C600-916	.93	1.73	.71	.63	4.06	.59		
	5/8”	39C600-58	.93	1.73	.75	.67	4.17	.67		
	¾”	39C600-34	.93	1.73	.87	.79	4.41	.83		
	7/8”	39C600-78	.93	1.73	.94	.91	4.41	.91		
750 MCM 400mm²	½”	39C750-12	1.02	2.56	.87	.75	4.45	.52		400
	5/8”	39C750-58	1.02	2.56	.87	.75	4.45	.67		
	¾”	39C750-34	1.02	2.56	.87	.75	4.45	.83		
	7/8”	39C750-78	1.02	2.56	.94	.91	4.69	.91		

Information subject to change without notice; Dies shown above are metric sized.

416.663.7223 www.itcproducts.com sales@itcproducts.com 50 Mural St Unit #8 Richmond Hill, ON L4B 1E4

Colour-Coded Power Lugs '39CL' (One Hole-Long Barrel)

39CL series long-barrel power lugs are designed with an extra-long barrel, which provides extra pull-out strength. Lugs are tin plated to prevent corrosion. The tongue is clearly marked with wire size.

Material: Annealed heavy-duty electrolytic copper; tin plated
Approvals: cULus (UL486A up to 35KV)
Standards: EN 61238-1; **CE** 2006/95/CE

Colour-Coded Long Barrel Power Lugs (Order by Part No.)

Range AWG mm²	Stud Size	Part No.	Dimensions (inches)						Tool 502.551K (H-240R)	Tool 502.771K (H-4113)
			Φ	B	M	N	L	d	Die	Die
8AWG 10mm²	#10	39CL8-10	.18	.39	.25	.23	1.47	.20	1016	—
	¼"	39CL8-14	.18	.43	.27	.23	1.49	.25		
	3/8"	39CL8-38	.18	.70	.43	.39	1.81	.41		
6AWG 16mm²	#10	39CL6-10	.22	.45	.25	.23	1.57	.20		16
	¼"	39CL6-14	.22	.45	.27	.23	1.59	.25		
	½"	39CL6-12	.22	.78	.55	.47	2.10	.51		
4AWG 25mm²	#10	39CL4-10	.24	.49	.25	.23	1.85	.20	2535	25
	¼"	39CL4-14	.24	.49	.27	.23	1.87	.25		
	3/8"	39CL4-38	.24	.70	.43	.39	2.18	.41		
	½"	39CL4-12	.24	.78	.55	.47	2.38	.51		
3AWG 27mm²	¼"	39CL3-14	.27	.55	.27	.23	1.87	.25		
	5/16"	39CL3-516	.27	.59	.35	.31	2.02	.33		
	3/8"	39CL3-38	.27	.70	.43	.39	2.18	.41		
	½"	39CL3-12	.27	.82	.55	.47	2.38	.51		
2AWG 35mm²	#10	39CL2-10	.29	.66	.25	.23	1.81	.20		35
	¼"	39CL2-14	.29	.66	.27	.23	1.83	.25		
	5/16"	39CL2-516	.29	.66	.35	.31	1.98	.33		
	½"	39CL2-12	.29	.82	.55	.47	2.34	.51		
1AWG 50mm²	10	39CL1-10	.35	.66	.35	.31	1.88	.20	5070	
	5/16"	39CL1-516	.35	.66	.35	.31	2.06	.33		
	½"	39CL1-12	.35	.82	.55	.47	2.42	.51		
1/0AWG 55mm²	10	39CL1/0-10	.39	.74	.31	.27	2.10	.20		50
	5/16"	39CL1/0-516	.39	.74	.35	.31	2.18	.33		
	3/8"	39CL1/0-38	.39	.78	.43	.39	2.34	.41		
	½"	39CL1/0-12	.39	.82	.55	.47	2.53	.51		
2/0AWG 70mm²	3/8"	39CL2/0-38	.44	.82	.43	.39	2.65	.41		70
	½"	39CL2/0-12	.44	.86	.55	.47	2.85	.51		
3/0AWG 95mm²	½"	39CL3/0-12	.48	.94	.55	.47	2.81	.51	95120	95
4/0AWG 120mm²	3/8"	39CL4/0-38	.53	.98	.43	.39	2.89	.41		120
	½"	39CL4/0-12	.53	.98	.55	.47	3.09	.51		
250 MCM 127mm²	½"	39CL250-12	.59	1.12	.55	.47	3.30	.51		
300 MCM 150mm²	½"	39CL300-12	.65	1.24	.62	.55	3.85	.51	150	150
350MCM 185mm²	½"	39CL350-12	.69	1.29	.62	.55	3.85	.51	185	
400 MCM 203mm²	½"	39CL400-12	.75	1.39	.62	.55	4.21	.51		185
	5/8"	39CL400-58	.75	1.39	.74	.66	4.44	.66		
500 MCM 240mm²	½"	39CL500-12	.83	1.53	.62	.55	4.25	.51	240	240
	5/8"	39CL500-58	.83	1.53	.74	.66	4.48	.66		
600 MCM 300mm²	½"	39CL600-12	.93	1.73	.78	.55	5.05	.51	—	300
	5/8"	39CL600-58	.93	1.73	.86	.74	5.33	.66		
750 MCM 400mm²	½"	39CL750-12	1.02	1.88	.86	.74	5.53	.51		400
	5/8"	39CL750-58	1.02	1.88	.86	.74	5.53	.66		

Information subject to change without notice; Dies shown above are metric sized.

416.663.7223 www.itcproducts.com sales@itcproducts.com 50 Mural St Unit #8 Richmond Hill, ON L4B 1E4

Colour-Coded Long Barrel Power Lugs “39CL-D” (2-Holes)

39CL-D series power lugs’ long barrels provide superior mechanical pull-out resistance.

Lugs are tin plated to prevent corrosion. The tongue is clearly marked with wire size.

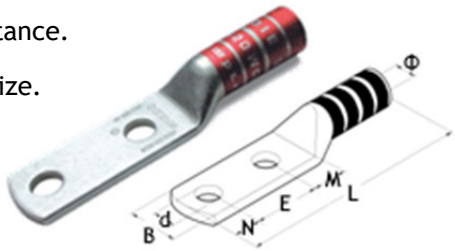

Material: Annealed heavy-duty electrolytic copper; tin plated
Approvals: cULus (UL486A up to 35KV) **Standards: EN** 61238-1; **CE** 2006/95/CE

Colour-Coded Long Barrel 2-hole Power Lugs (Order by Part No.)

Range AWG mm^2	Stud Size	Part No.	Dimensions (inches)							Tool 502.551K (H-240R)	Tool 502.771K (H-4113)
			Φ	B	M	E	N	L	d	Die	Die
8AWG 10mm²	¼”	39CL8-D14	.18	.43	.28	5/8”	.24	2.09	.25	1016	—
	¼”	39CL8-D141	.18	.43	.28	3/4”	.24	2.20	.25		
	⅜”	39CL8-D38	.18	.71	.43	1”	.39	2.78	.41		
6AWG 16mm²	¼”	39CL6-D14	.23	.45	.26	5/8”	.24	2.15	.25		16
	¼”	39CL6-D141	.23	.45	.26	3/4”	.24	2.26	.25		
	⅜”	39CL6-D38	.23	.71	.43	1”	.39	2.63	.41		
	½”	39CL6-DN	.23	.79	.55	1 ¾”	.47	3.76	.52		
4AWG 25mm²	¼”	39CL4-D14	.24	.49	.28	5/8”	.24	2.44	.25	2535	25
	¼”	39CL4-D141	.24	.49	.28	3/4”	.24	2.55	.25		
	⅜”	39CL4-D38	.24	.71	.43	1”	.39	3.13	.41		
	½”	39CL4-DN	.24	.79	.55	1 ¾”	.47	4.07	.52		
3AWG 27mm²	⅜”	39CL3-D38	.28	.71	.43	1”	.39	3.13	.41		
	½”	39CL3-DN	.28	.83	.55	1 ¾”	.47	4.07	.52		
2AWG 35mm²	¼”	39CL2-D14	.30	.67	.28	5/8”	.24	2.40	.25		35
	¼”	39CL2-D141	.30	.67	.28	3/4”	.24	2.52	.25		
	⅜”	39CL2-D38	.30	.75	.43	1”	.39	3.09	.41		
	⅜”	39CL2-DN38	.30	.75	.43	1 ¾”	.39	3.64	.41		
	½”	39CL2-DN	.30	.83	.55	1 ¾”	.47	4.04	.52		
1AWG 50mm²	¼”	39CL1-D14	.35	.67	.28	5/8”	.24	2.48	.25	5070	50
	¼”	39CL1-D141	.35	.67	.28	3/4”	.24	2.60	.25		
	⅜”	39CL1-D38	.35	.75	.43	1”	.39	3.17	.41		
	½”	39CL1-DN	.35	.83	.55	1 ¾”	.47	4.11	.52		
1/0AWG 55mm²	¼”	39CL1/0-D14	.39	.75	.31	5/8”	.28	2.68	.25		
	¼”	39CL1/0-D141	.39	.75	.31	3/4”	.28	2.80	.25		
	⅜”	39CL1/0-D38	.39	.75	.43	1”	.39	3.29	.41		
	½”	39CL1/0-DN	.39	.83	.55	1 ¾”	.47	4.23	.52		
2/0AWG 70mm²	¼”	39CL2/0-D14	.44	.83	.31	5/8”	.28	2.99	.25		70
	¼”	39CL2/0-	.44	.83	.31	3/4”	.28	3.11	.33		
	⅜”	39CL2/0-D38	.44	.83	.43	1”	.39	3.60	.41		
	½”	39CL2/0-DN	.44	.87	.55	1 ¾”	.47	4.55	.52		
3/0AWG 95mm²	¼”	39CL3/0-D141	.49	.91	.31	3/4”	.28	3.23	.25	95120	95
	⅜”	39CL3/0-D38	.49	.91	.43	1”	.39	3.72	.41		
	½”	39CL3/0-DN	.49	.94	.55	1 ¾”	.47	4.67	.52		
4/0AWG 120mm²	¼”	39CL4/0-D14	.53	.98	.51	5/8”	.43	3.70	.25		120
	⅜”	39CL4/0-6D38	.53	.98	.43	3/4”	.39	3.84	.41		
	⅜”	39CL4/0-DN38	.53	.98	.43	1”	.39	4.59	.41		
	½”	39CL4/0-DN	.53	.98	.55	1 ¾”	.47	4.78	.52		
250 MCM 127mm²	⅜”	39CL250-D38	.60	1.12	.43	1”	.39	4.06	.41		
	½”	39CL250-DN	.60	1.12	.55	1 ¾”	.47	5.00	.52		
300 MCM 150mm²	⅜”	39CL300-D38	.66	1.24	.51	1”	.43	4.57	.41	150	150
	½”	39CL300-DN	.66	1.24	5/8”	1 ¾”	.55	5.55	.52		
350 MCM 185mm²	¼”	39CL350-D141	.69	1.30	.51	3/4”	.43	4.31	.25	185	185
	⅜”	39CL350-D38	.69	1.30	.51	1”	.43	4.57	.41		
	½”	39CL350-DN	.69	1.30	5/8”	1 ¾”	.55	3.68	.52		
400 MCM 200mm²	¼”	39CL400-D141	.76	1.40	.51	3/4”	.43	4.67	.41		
	⅜”	39CL400-D38	.76	1.40	.51	1”	.43	4.92	.67		
	½”	39CL400-DN	.76	1.40	5/8”	1 ¾”	.55	5.91	.25		
500 MCM 240mm²	¼”	39CL500-D141	.83	1.54	.51	3/4”	.43	4.70	.25	240	240
	⅜”	39CL500-D38	.83	1.54	.51	1”	.43	4.96	.41		
	½”	39CL500-DN	.83	1.54	5/8”	1 ¾”	.55	5.94	.52		
600 MCM 300mm²	⅜”	39CL600-D38	.93	1.73	.79	1”	.43	3.90	.52	—	300
	½”	39CL600-DN	.93	1.73	.79	1 ¾”	.55	5.89	.41		
750 MCM 400mm²	⅜”	39CL750-DN38	1.02	1.89	.79	1 ¾”	.43	6.83	.41		400
	⅜”	39CL750-D38	1.02	1.89	.79	1”	.43	6.08	.41		
	½”	39CL750-DN	1.02	1.89	.79	1 ¾”	.55	6.95	.52		

Information subject to change without notice; Dies shown above are metric sized.

416.663.7223 www.itcproducts.com sales@itcproducts.com 50 Mural St Unit #8 Richmond Hill, ON L4B 1E4

Power Crimp (Solderless) Terminals

A wide range of crimp terminals (ring, spade, flat) for wires between 8AWG (10mm2) and 3/0AWG (95mm2), both non-insulated and nylon insulated. They feature **brazed seams** or **tubular** construction.

Power Crimp Terminals (Order by Part No.)

Wire section AWG mm²	RING (LUG) TERMINALS							
	Stud Size	Part No. (brazed)	Part No. (tubular)		Part No. (nylon insulated)		Pack	Tool
8AWG 10mm²	8	301.040	391.040		351.540	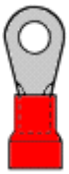	50	Non-insulated 12-14AWG **500.055** 8-2AWG **500.038** 6AWG - 4/0 **500.620**
	10	301.041	391.041		351.541			
	¼”	301.042	391.042		351.542			
	5/16”	301.043	391.043		351.543			
	3/8”	301.044	391.044		351.544			
	½”	301.045	391.045		351.545			
	9/16”	–	391.046		351.546			
6AWG 16mm²	8	301.050	–		–	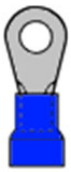		
	10	301.051	391.051		351.551		50	
	¼”	301.052	391.052		351.552		50	
	5/16”	301.053	391.053		351.553		50	
	3/8”	301.054	391.054		351.554		50	
	½”	301.055	391.055		351.555		50	
	9/16”	–	391.056		351.556		50	
	5/8”	–	391.057		351.557		50	
	¾”	–	391.058		351.558		50	
4AWG 25mm²	8	301.060	391.060		–	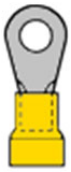	50	
	10	301.061	391.061		351.561		50	
	¼”	301.062	391.062		351.562		50	
	5/16”	301.063	391.063		351.563		50	
	3/8”	301.064	391.064		351.564		50	
	½”	301.065	391.065		351.565		50	
	9/16”	–	391.066		351.566		50	
	5/8”	–	391.067		351.567		50	
	¾”	–	391.068		351.568		50	
2AWG 35mm²	10	301.071	391.071		351.571	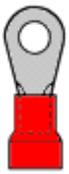	10	
	¼”	301.072	391.072		351.572		10	
	5/16”	301.073	391.073		351.573		10	
	3/8”	301.074	391.074		351.574		10	
	½”	301.075	391.075		351.575		10	
	9/16”	–	391.076		351.576		10	
	5/8”	–	391.077		351.577		10	
	¾”	–	391.078		351.578		10	
1AWG 50mm2	3/8”	–	391.084		–		10	
1/0AWG 55mm²	¼”	301.092	391.092		351.592		10	
	5/16”	301.093	391.093		351.593		10	
	3/8”	301.094	391.094		351.594		10	
	½”	301.095	391.095		351.595		10	
	9/16”	301.096	391.096		351.596		10	
	5/8”	–	391.097		351.597		10	
	¾”	–	391.098		351.598		10	
	7/8”	–	391.099		351.599		10	
3/0AWG 120mm²	5/16”	–	391.013		–		10	

Information subject to change without notice

416.663.7223 www.itcproducts.com sales@itcproducts.com 50 Mural St Unit #8 Richmond Hill, ON L4B 1E4

Wire section AWG mm²	SPADE (FORK) TERMINALS							
	Stud Size	Part No. (brazed)	Part No. (tubular)		Part No. (nylon insulated)		Pack	Tool
8AWG 10mm²	10	302.042	392.041		352.541		50	Non-insulated 12-14AWG 500.055 8-2AWG 500.038 6AWG - 4/0 500.620
	¼”	302.042	392.042		352.542			
8AWG 10mm²	5/16”	–	392.043		–		50	
6AWG 16mm²	10	–	392.051		–		50	
	¼”	302.052	392.052		352.552		50	
	5/16”	302.053	392.053		352.553		50	
6AWG 16mm²	3/8”	–	392.054		–		50	
	½”	–	392.055		–		50	
4AWG 25mm²	10	–	392.061		–		50	
	¼”	–	392.062		–		50	
	5/16”	–	392.063		–		50	
	3/8”	–	392.064		–		50	
	½”	–	392.065		–		50	
2AWG 35mm²	5/16”	–	392.073		–		10	
1AWG 50mm²	¼”	–	392.081		–		10	
	5/16”	–	392.083		–		10	
2/0AWG 70mm²	5/16”	–	392.091		–		10	

Wire section AWG mm²	FLAT TERMINALS (no CSA-UL)							
	Blade Length		Part No. (non-insulated)		Part No.		Pack	Tool
8AWG 10mm²	11.5mm	–	393.241		–		50	8-4AWG 500.055 8-2AWG 500.038 6-0AWG 500.620
6AWG 16mm²	14.5mm	–	393.251		–		50	
4AWG 25mm²	15.5mm	–	393.261		–		50	
2AWG 35mm²	18mm	–	393.271		–		10	
1AWG 50mm²	20mm	–	393.281		–		10	
2/0AWG 70mm²	23.5mm	–	393.291		–		10	
3/0AWG 95mm²	27mm	–	393.301		–		5	500.630

Information subject to change without notice

416.663.7223 www.itcproducts.com sales@itcproducts.com 50 Mural St Unit #8 Richmond Hill, ON L4B 1E4

Ferrules

Non-insulated Ferrules

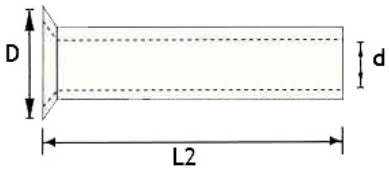

Material: 99.9% electrolytic copper, tin plated RoHS
Dimensions according to DIN 46228 p1 (except where part number followed by *)

Non-insulated Ferrules (Order by Part No.)

AWG	mm²	Part No.	Drawing	L2	d	D	Size	Pack	Tool
24	0.25	**000.255***		5	0.8	1.7	N	500	See pages 27 & 28 for tools
		000.257*		7	0.8	1.7	L	500	
22	0.50	**000.506**		6	1	2.1	S	500	
		000.508		8	1	2.1	N	500	
		000.510		10	1	2.1	L	500	
20	0.75	**007.506**		6	1.2	2.3	S	500	
		007.508		8	1.2	2.3	N	500	
		007.510		10	1.2	2.3	L	500	
18	1.00	**001.006**		6	1.4	2.7	S	500	
		001.010		10	1.4	2.7	N	500	
		001.012		12	1.4	2.7	L	500	
16	1.50	**001.507**		7	1.7	2.8	S	500	
		001.510		10	1.7	2.8	N	500	
		001.512		12	1.7	2.8	L	500	
		001.518		18	1.7	2.8	XL	500	
14	2.50	**002.507**		7	2.2	3.4	S	500	
		002.510		10	2.2	3.4	N	500	
		002.512		12	2.2	3.4	L	500	
		002.518		18	2.2	3.4	XL	500	
12	4.00	**004.009**		9	2.8	4.0	S	500	
		004.012		12	2.8	4.0	N	500	
		004.018		18	2.8	4.0	L	500	
10	6.00	**006.010**		10	3.5	4.7	S	100	
		006.012		12	3.5	4.7	N	100	
		006.015		15	3.5	4.7	L	100	
		006.018		18	3.5	4.7	XL	100	
8	10.00	**010.012**		12	4.5	5.8	S	100	
		010.015		15	4.5	5.8	N	100	
		010.018		18	4.5	5.8	L	100	
6	16.00	**016.012**		12	5.9	7.5	S	100	
		016.015		15	5.9	7.5	N	100	
		016.016		16	5.9	7.5	N	100	
		016.018		18	5.9	7.5	L	100	
		016.025		25	5.9	7.5	XL	100	
4	25.00	**025.015**		15	7.3	9.5	N	50	
		025.018		18	7.3	9.5	L	50	
		025.025		25	7.3	9.5	XL	50	
2	35.00	**035.018**		18	8.3	11.0	S	50	
		035.025		25	8.3	11.0	N	50	
		035.032		32	8.3	11.0	L	50	
1	50.00	**050.018**		18	10.3	13.0	N	50	
		050.025		25	10.3	13.0	L	50	
		050.032		32	10.3	13.0	XL		
2/0	70.00	**070.025***		25	12.5	15.0	_	50	
3/0	95.00	**095.030***		30	14.5	17.0	_	25	
4/0	120.0	**020.034***		32	16.5	19.0	_	25	
300MCM	150.0	**050.038***		32	21.0	24.0	_	50	
350MCM	185.0	**085.032***		32	20.0	23.5	_	25	
500MCM	240.0	**040.040***		40	22.8	25.8	_	25	

Information subject to change without notice - All dimensions in mm except where otherwise stated
*Dimensions according to DIN 46228/1 except where part numbers followed by **

416.663.7223 www.itcproducts.com sales@itcproducts.com 50 Mural St Unit #8 Richmond Hill, ON L4B 1E4

Single Insulated Ferrules

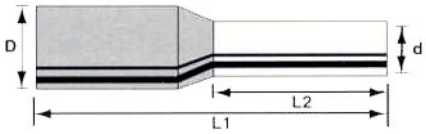

Material: 99.9% electrolytic copper, tin plated RoHS
Insulation: polypropylene or polyamide (Nylon). Available in 3 colour codes
Dimensions according to DIN 46228/1 (except where part numbers followed by *)

Insulated Ferrules (Order by Part No.)

AWG	mm²	Part No. DIN Colour Code	Part No. "W" Colour Code	Part No. "T" Colour Code	Drawing	L1	L2	d	D	Size	Pack	Tool
26	0.14	–	900.146*	–		10.0	6	0.8	2.0	N	500	See pages 28 & 29 for tools
24	0.25	100.256* 100.258*	900.256* 900.258*	800.256* 800.258*		10.0 12.0	6 8	0.8 0.8	2.0 2.0	N L	500 500	
23	0.34	–	900.306* 900.308*	800.306* –		10.0 12.0	6 8	0.8 0.8	2.0 2.0	N L	500 500	
22	0.50	100.506 100.508 100.510	900.506 900.508 900.510	100.506 100.508 100.510		12.0 14.0 16.0	6 8 10	1.1 1.1 1.1	2.4 2.4 2.4	S N L	500 500 500	
20	0.75	107.506 107.508 107.510 107.512	907.506 907.508 907.510 907.512	807.506 807.508 807.510 807.512		12 14 16 18	6 8 10 12	1.3 1.3 1.3 1.3	2.7 2.7 2.7 2.7	S N L LL	500 500 500 500	
18	1.00	101.006 101.008 101.010 101.012	901.006 901.008 901.010 901.012	101.006 101.008 101.010 101.012		12.0 14.0 16.0 18.0	6 8 10 12	1.5 1.5 1.5 1.5	3.0 3.0 3.0 3.0	S N L LL	500 500 500 500	
16	1.50	101.508 101.510 101.512 101.518	901.508 901.510 901.512 901.518	101.508 101.510 101.512 101.518		14 16 18 24	8 10 12 18	1.8 1.8 1.8 1.8	3.4 3.4 3.4 3.4	N L LL XL	500 500 500 500	
14	2.50	102.508 102.512 102.518	102.508 102.512 102.518	802.508 802.512 802.518		15 17 25	8 12 18	2.3 2.3 2.3	4.2 4.2 4.2	N L LL	500 500 500	
12	4.00	104.009 104.012 104.018	104.009 104.012 104.018	804.009 804.012 804.018		17 19 26	10 12 18	2.9 2.9 2.9	5.2 5.2 5.2	N L LL	100 100 100	
10	6.00	106.012 106.018	906.012 906.018	806.012 806.018		20 26	12 18	3.6 3.6	6.2 6.2	N L	100 100	
8	10.00	110.012 110.018	910.012 910.018	810.012 810.018		21 27	12 18	4.6 4.6	7.5 7.5	N L	100 100	
6	16.00	116.012 116.018	916.012 916.018	816.012 816.018		23 28	12 18	5.6 5.6	8.8 8.8	N L	100 100	
4	25.00	125.016 125.022	925.016 925.022	825.016 825.022		30 35	16 22	7.8 7.8	12.0 12.0	N L	50 50	
2	35.00	135.016 135.025	935.016 935.025	135.016 135.025		30 36	18 25	8.3 8.3	13.5 13.5	N L	50 50	
1	50.00	150.020 150.025	950.020 950.025	150.020 150.025		36 40	20 25	10.3 10.3	16.0 16.0	N L	50 50	
2/0	70.00	–	–	870.020* 870.027*		37 44	20 27	12.7 12.7	16.0 16.0	N	50	
3/0	95.00	–	–	895.025*		44	25	14.7	18.0	N	25	
4/0	120.0	–	–	820.027*		48	27	16.7	21.0	N	25	
300 MCM	150.0	–	–	850.032*		58	32	19.7	23.0	N	25	

Information subject to change without notice – All dimensions in mm except where otherwise stated
** Dimensions according to DIN 46228/1 except where part numbers followed by **

416.663.7223 www.itcproducts.com sales@itcproducts.com 50 Mural St Unit #8 Richmond Hill, ON L4B 1E4

Twin Insulated Ferrules

Material: 99.9% electrolytic copper, tin plated RoHS
Insulation: polypropylene.
Dimensions according to DIN 46228/1

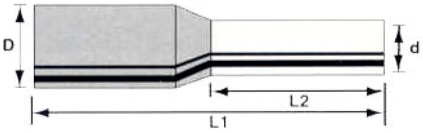

Twin Insulated Ferrules (Order by Part No.)

AWG	mm²	Part No.	Drawing	L1	L2	d	WxD	Size	Pack	Tool
2 x 22	2 x 0.50	200.508		15	8	1.5	2.3 x 4.5	N	500	See pages 28 & 29 for tools
2 x 20	2 x 0.75 2 x 0.75	207.508 207.510		15 17	8 10	1.8 1.8	2.7 x 5.4 2.7 x 5.4	N L	500 500	
2 x 18 2 x 18	2 x 1.00 2 x 1.00	201.008 201.010		15 17	8 10	2.05 2.05	3.3 x 5.3 3.3 x 5.3	N L	500 500	
2 x 16 2 x 16	2 x 1.50 2 x 1.50	201.508 201.512		16 20	8 12	2.3 2.3	3.5 x 6.5 3.5 x 6.5	N L	500 500	
2 x 14 2 x 14	2 x 2.50 2 x 2.50	202.510 202.513		18.5 21.5	10 13	2.9 2.9	4.1 x 7.7 4.1 x 7.7	N L	250 250	
2 x 12	2 x 4.00	204.012		23	12	3.8	4.9 x 8.7	N	100	
2 x 10	2 x 6.00	206.014		25	14	4.9	6.1 x 5.9	N	100	
2 x 8	2 x10.00	210.014	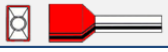	26	14	6.5	7.1 x 12.9	N	100	
2 x 6	2 x16.00	216.014		31	16	8.5	8.8 x 16.8	N	50	

Information subject to change without notice - All dimensions in mm except where otherwise stated

Single Insulated Ferrules in Strips, Spools and Rolls

Material: 99.9% electrolytic copper, tin plated RoHS
Insulation: polypropylene or polyamide (Nylon). Available in DIN colour code only, other codes on special order dimensions according to DIN 46228/1 – (*) Special order only

Insulated Ferrules (Order by Part No.)

AWG	mm²	Part No.	Drawing	L1	L2	d	D	Size	Pack	Tool
22 22 22	0.50 0.50 0.50	170.508 090.508 190.508		14.5 14.5 14.5	8.0 8.0 8.0	1.1 1.1 1.1	2.6 2.6 2.6	N N N	5 strips of 50 ferrules 1 spool of 1000 ferrules 1 roll of 3000 ferrules*	500.090 503.000
20 20 20	0.75 0.75 0.75	177.508 097.508 197.508		14.5 14.5 14.5	8.0 8.0 8.0	1.3 1.3 1.3	2.8 2.8 2.8	N N N	5 strips of 50 ferrules 1 spool of 1000 ferrules 1 roll of 3000 ferrules*	
18 18 18	1.00 1.00 1.00	171.008 091.008 191.008		14.5 14.5 14.5	8.0 8.0 8.0	1.5 1.5 1.5	3.0 3.0 3.0	N N N	5 strips of 50 ferrules 1 spool of 1000 ferrules 1 roll of 3000 ferrules*	
16 16 16	1.50 1.50 1.50	171.508 091.508 191.508		14.5 14.5 14.5	8.0 8.0 8.0	1.8 1.8 1.8	3.4 3.4 3.4	N N N	5 strips of 50 ferrules 1 spool of 1000 ferrules 1 roll of 2500 ferrules*	
14 14 14	2.50 2.50 2.50	172.508 092.508 192.508		14.5 14.5 14.5	8.0 8.0 8.0	2.3 2.3 2.3	4.2 4.2 4.2	N N N	5 strips of 50 ferrules 1 spool of 500 ferrules 1 roll of 1500 ferrules*	

Information subject to change without notice - All dimensions in mm except where otherwise stated
** Special order item*

416.663.7223 www.itcproducts.com sales@itcproducts.com 50 Mural St Unit #8 Richmond Hill, ON L4B 1E4

Short-Circuit Protection Insulated Ferrules

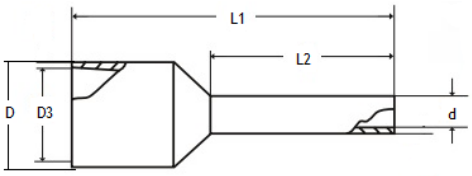

Ferrules specially designed with large plastic collars with extra thick insulation for short-circuit and earth fault protection (NSGAFÖU).

Material: 99.9% electrolytic copper, tin plated RoHS
Insulation: polyamide (nylon). Available in DIN colour code only

Insulated Ferrules (Order by Part No.)

AWG	mm²	DIN Colour Code	Drawing	L1	L2	d	D	D3	Size	Pack	Tool
16	1.50	101.598	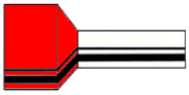	17.5	8.0	1.8	7.2	6.9	N	100	See pages 28 & 29 for tools
14	2.50	102.598		17.5	8.0	2.3	8.1	7.8	N	100	
12	4.00	104.912		19.5	10.0	2.9	8.1	7.8	N	100	
10	6.00	106.912		23.0	12.0	3.6	8.6	8.3	N	100	
8	10.00	110.912		24.0	12.0	4.6	10.1	9.8	N	100	
6	16.00	116.912		25.5	12.0	6.0	12.3	12.0	N	100	

Information Subject to change without notice - All Dimensions in mm except where otherwise stated

Ferrule Dispenser Boxes

These small, handy round plastic boxes 90mm diameter (approx. 3 ½”), are practical for everyday use, both in the shop and in the field.

Dispenser Boxes (Order by Part No.)

Part No.	Description	Contents		
		Wire size	Part No.	Quantity
199.001	Dispenser box Insulated ferrules DIN colour code	22AWG - 0.50mm²	100.508	50
		20AWG - 0.75mm²	107.508	100
		18AWG - 1mm²	101.108	100
		16AWG - 1.5mm²	101.508	100
		14AWG - 2.5mm²	102.508	50
199.002	Dispenser box Insulated ferrules “W” colour code	22AWG - 0.50mm²	900.508	50
		20AWG - 0.75mm²	907.508	100
		18AWG - 1mm²	901.008	100
		16AWG - 1.5mm²	901.508	100
		14AWG - 2.5mm²	102.508	50
199.003	Dispenser box Large insulated ferrules DIN colour code	12AWG - 4mm²	104.009	50
		10AWG - 6mm²	106.012	20
		8AWG - 10mm²	110.012	20
		6AWG - 16mm²	116.012	10
199.004	Dispenser box Large insulated ferrules “W” colour code	12AWG - 4mm²	104.009	50
		10AWG - 6mm²	906.012	20
		8AWG - 10mm²	910.012	20
		6AWG - 16mm²	906.012	10
199.031	Test box Very small insulated ferrules DIN colour code	24AWG - 0.25mm²	100.256	30
		23AWG - 0.34mm²	900.306	30
		22AWG - 0.50mm²	100.508	30
		20AWG - 0.75mm²	107.508	30
		18AWG - 1.0mm²	101.008	30
199.032	Test box Very small insulated ferrules “W” colour code	24AWG - 0.25mm²	900.256	30
		23AWG - 0.34mm²	900.306	30
		22AWG - 0.50mm²	900.508	30
		20AWG - 0.75mm²	907.508	30
		18AWG - 1.0mm²	901.008	30
199.033	Test box insulated twin ferrules DIN colour code	2x16 AWG - 2x1.5mm²	201.508	20
		2x14 AWG - 2x2.5mm²	202.510	20
		2x12 AWG - 2x4.0mm²	204.012	20
		2x10 AWG - 2x6.0mm²	206.014	10

Information subject to change without notice - All dimensions in mm except where otherwise stated

416.663.7223 www.itcproducts.com sales@itcproducts.com 50 Mural St Unit #8 Richmond Hill, ON L4B 1E4

Ferrule Kits in Plastic or Metal Cases

ITC offers completed ferrule assortment kits in sturdy polypropylene or heavy-duty metal cases.
Plastic cases have 12 compartments for ferrules plus one space for a crimping tool.
Metal cases have 20 compartments for ferrules and space for one crimping tool.

Upon request, ITC can supply custom kits designed to suit your needs.

Ferrule Kits - Plastic Case (Order by Part No.)

Part No.	Description	Contents (ferrules)		
		Wire size	Part No.	Quantity
199.107	Plastic tool kit - Assortment of insulated and Twin ferrules DIN colour code with industrial tool 504.811	22AWG - 0.50mm^2	100.508	250
		20AWG - 0.75mm^2	107.508	250
		18AWG - 1mm^2	101.008	250
		16AWG - 1.5mm^2	101.508	250
		14AWG - 2.5mm^2	102.508	100
		12AWG - 4mm^2	104.009	100
		10AWG - 6mm^2	106.012	50
		2x22AWG - 2x0.50mm^2	200.508	100
		2x20AWG - 2x0.75mm^2	207.508	100
		2x18AWG - 2x1mm^2	201.008	100
		2x16AWG - 2x1.5mm^2	201.508	100
		2x14AWG - 2x2.5mm^2	202.510	50
199.117	Plastic tool kit - Assortment of insulated and Twin ferrules DIN colour code with professional tool 500.049	**Same as 199.107**		
199.127	Plastic ferrule kit - Assortment of insulated and Twin ferrules DIN colour code without tool	**Same as 199.107**		
199.108	Plastic tool kit - Assortment of insulated ferrules DIN colour code with industrial tool 504.811	22AWG - 0.50mm^2	100.508	250
		20AWG - 0.75mm^2	107.508	250
		18AWG - 1mm^2	101.008	250
		16AWG - 1.5mm^2	101.508	250
		14AWG - 2.5mm^2	102.508	100
		12AWG - 4mm^2	104.009	100
199.118	Plastic tool kit - Assortment of insulated ferrules DIN colour code with professional tool 500.049	**Same as 199.108**		
199.128	Plastic ferrule kit - Assortment of insulated ferrules DIN colour code without tool	**Same as 199.108**		

Information subject to change without notice

500.049

Ferrule Kits - Metal Case (Order by Part No.)

Part No.	Description	Contents (ferrules)		
		Wire size	Part No.	Quantity
199.109	Metal Tool kit - Assortment of insulated and Twin ferrules DIN colour code with industrial tool 504.811	22AWG - 0.50mm^2	100.508	250
		20AWG - 0.75mm^2	107.508	500
		18AWG - 1mm^2	101.008	500
		16AWG - 1.5mm^2	101.508	500
		14AWG - 2.5mm^2	102.508	250
		12AWG - 4mm^2	104.009	100
		10AWG - 6mm^2	106.012	100
		2x22AWG - 2x0.50mm^2	200.508	100
		2x20AWG - 2x0.75mm^2	207.508	100
		2x18AWG - 2x1mm^2	201.008	100
		2x16AWG - 2x1.5mm^2	201.508	100
		2x14AWG - 2x2.5mm^2	202.510	50
		2x12AWG - 2x4mm^2	204.012	50
		2x10AWG - 2x6mm^2	206.014	25
199.119	Metal tool kit - Assortment of insulated and Twin ferrules DIN colour code with professional tool 500.049	**Same as 199.109**		
199.129	Metal Ferrule kit - Assortment of insulated and Twin ferrules DIN colour code without tool	**Same as 199.109**		

Information subject to change without notice

504.811

416.663.7223 www.itcproducts.com sales@itcproducts.com 50 Mural St Unit #8 Richmond Hill, ON L4B 1E4

Ferrule Slide-Box Kits

A handy, attractive package for displaying and using small components such as wire terminals, ferrules, etc..

Case made of impact-resistant thermoplastic resin in eight available colours. Covers in transparent plastic, to show contents of each compartment. Covers slide easily with thumb action, yet single compartments are safely closed until needed.

Designed to hang on standard display hooks.
Available empty or in prepared kits of ferrules.

Ferrule Slide-Box Kits (Order by Part No.)

Part No.	Description	Compartment 1	Compartment 2	Compartment 3	Compartment 4	Compartment 5
199.051	Empty slide-box					
199.053	Empty slide-box					
199.054	Empty slide-box					
199.055	Empty slide-box					
199.056	Empty slide-box					
199.057	Empty slide-box					
199.058	Empty slide-box					
199.059	Empty slide-box					
790.130	Insulated Ferrules 22-14AWG	100 ferrules 22AWG white	100 ferrules 20AWG grey	100 ferrules 18AWG red	50 ferrules 16AWG black	50 ferrules 14AWG blue
790.131	Non-insulated Ferrules 22-14AWG	100 ferrules 22AWG	100 ferrules 20AWG	100 ferrules 18AWG	100 ferrules 16AWG	50 ferrules 14AWG
790.132	Twin Ins. Ferrules 22-14AWG	50 twin ferrules 22AWG white	50 twin ferrules 20AWG grey	50 twin ferrules 18AWG red	50 twin ferrules 16AWG black	25 twin ferrules 14AWG blue
790.133	Insulated Ferrules 14-6AWG	50 ferrules 14AWG blue	30 ferrules 12AWG grey	25 ferrules 10AWG yellow	20 ferrules 8AWG red	15 ferrules 6AWG blue

Information subject to change without notice

416.663.7223 www.itcproducts.com sales@itcproducts.com 50 Mural St Unit #8 Richmond Hill, ON L4B 1E4

Crimping Tools for Solderless Terminals and Ferrules

ITC offers a wide variety of crimping tools and machines for all the crimp terminals and ferrules in this catalog. All ITC tools come with one-year warranty covering manufacturing defects.

Manual Crimping Tools for Solderless Crimp Terminals and Power Connectors (Order by Part No.)

	Part No. Range AWG	Insulated/non-Insulated	Part No. Range AWG	
	500.038 8-2	Rotating die tool for non-insulated power		
		Professional tool PEW 8 for insulated crimp terminals	**500.064** 22-10	
	500.620 6-4/0	Single die heavy duty crimping tool for non-insulated crimp terminals		
		Crimping tool - Series 800 for insulated crimp terminals	**500.821** 20-10	
	500.825 20-10	Series 800; insulated closed end crimp terminals		
		Non-Insulated open barrel crimp terminals	**500.842** 20-10	
	501.334 20-14	PEW 12; non-Insulated flag crimp terminals		
		PEW12; non-Insulated flag crimp terminals	**501.335** 17-10	
	502.551K 8-240MCM	Hydraulic crimping tool 240R; 5.3tons/52kN; for lugs; case; no dies		
		Hydraulic crimping tool H-4413; 12.7 tons/125kN; 44mm jaw for lugs; case; no dies	**502.771K** 6-400MCM	
	504.821 26-18	CS8; insulated terminals		
		CS8; non-insulated crimp terminals	**504.842** 24-14	
	504.921 22-10	CS9; insulated crimp terminals		
		CS9; insulated flag terminals	**504.923** 18-14	
	504.925 22-10	CS8; Insulated closed end crimp terminals		
		CS9; Non-insulated, open barrel crimp terminals	**504.931** 22-10	
	504.942 22-10	CS9; non-insulated, open barrel crimp terminals		
		CS10 crimping tool kit for insulated crimp terminals, insulated disconnects, insulated and non-insulated ferrules and closed end connectors	**500.068** 22-1*	

Information subject to change without notice
** range dependent on terminal type*

416.663.7223 www.itcproducts.com sales@itcproducts.com 50 Mural St Unit #8 Richmond Hill, ON L4B 1E4

Manual Crimping Tools for Ferrules (Order by Part No.)

	Part No. Range AWG	Insulated/non-Insulated	Part No. Range AWG	
	500.035 28-8	PEW 8.84 Professional square die; ferrules		
		PEW 8.86 Professional hex die; ferrules	**500.039** 28-10	
	500.049 28-6	PEW 8.88 Professional front-load square die; ferrules		
		Jokari **QUADRO** multiple tool with case & magazines, cuts, strips, twists stranded wire and crimps	**500.090** 22-14	
	504.811 20-10	CS8; ferrules		
		CS8; ferrules	**504.812** 10-6	
	504.911 22-8	CS9; ferrules		
		CS9; ferrules	**504.912** 10-6	
	504.913 4-1	CS9; ferrules		
		CS9; ferrules	**504.914** 8-2	

Information subject to change without notice

416.663.7223 www.itcproducts.com sales@itcproducts.com 50 Mural St Unit #8 Richmond Hill, ON L4B 1E4

Electric/Pneumatic Crimping Machines(Order by Part No.)

	Part No. Range AWG	Insulated/non-Insulated	Part No. Range AWG	
	503.000 22-14	Automatic electric stripper/crimper MC 25 for ferrules 0.5-2.5 mm2, complete with all dies		
	Automatic electro-pneumatic stripper/crimper MC40-1 for ferrules		**503.040** 22-16 **503.040L** 12-8	
	500.920 27-8*	Pneumatic bench-mount crimp tool model AM30, with footswitch/hose for ferrules and power crimp connectors		
	Automatic Bench-mount crimp machine EC 65 for ferrules and power crimp connectors		**503.065** 28-1	
	500.951 24-14 **500.961** 12-8	AC 25T & AC100T pneumatic crimp tools; holder, hose and foot switch for ferrules		
	Pneumatic hand held crimp tool for ferrules		**500.952** 24-14	

Information subject to change without notice
** range dependent on terminal type*

Note on crimping:

Crimping tools for solderless terminals must compress the whole length of the terminal's "barrel" without damaging the individual strands of the conductor and without breaking the terminal itself.

Some terminals require multiple crimp operations.

The conductor shall be secured that it shall not be pulled out of the crimped terminal.

The tool used for crimping terminals must match the type of terminal which must be crimped, both in type and in wire gauge.

416.663.7223 www.itcproducts.com sales@itcproducts.com 50 Mural St Unit #8 Richmond Hill, ON L4B 1E4

AWG to Metric Equivalent (Wire Diameters)

AWG/MCM to mm^2

AWG	mm^2
30	0.05
28	0.08
26	0.14
24	0.25
22	0.34
21	0.38
20	0.50
18	0.75
17	1.0
16	1.5
14	2.5
12	4.0
10	6.0
8	10
6	16
4	25
3	27
2	35
1	50
1/0	55
2/0	70
3/0	95
4/0	120
250MCM	127
300MCM	150
350MCM	185
400MCM	203
500MCM	240
600MCM	300
750MCM	400
1000MCM	500

Note: *the values in these tables are given as a guide only.*
Actual diameters may be different depending on stranding and other construction details.
The diameter of a solid and stranded wire with the same AWG is not identical.

mm^2 to AWG/MCM



416.663.7223 www.itcproducts.com sales@itcproducts.com 50 Mural St Unit #8 Richmond Hill, ON L4B 1E4

ITC ELECTRICAL COMPONENTS

416.663.7223
www.itcproducts.com
50 Mural St Unit 8
Richmond Hill, ON L4B 1E4

DIN Rail

DIN Rail Accessories

Hinged Enclosures

Thermal Management

PANEL Lighting

Multipole Connectors

Compact IP68 Connectors

Terminal Blocks

Terminal Strips

Screwless Parallel Connectors

22.5mm Pushbuttons

LED Indicators

Control Stations

Limit Switches

Micro Limit Switches

Safety Switches

Foot Switches

Circuit Breakers

IEC Contactors

Disconnect Switches

Midget and CC Fuse Holders

Tower Lights

Power Continuity

Ferrules

Colour Coded Lugs

Crimp Terminals

Termination Kits

Cable Glands

Thread Adapters

Cable Entry Systems

Wire Management


DIN Rail Cutters

Assembly Tables

Cutting & Stripping

Crimping Tools

Hole Cutting & Punching Tools

SOME OF OUR MANUFACTURING PARTNERS

bimed · df Electric · DSE · ALFRA · COMEPI · ILME · TEKNIC ELECTRIC · DETASULTRA · sontheimer

Printed In Canada; 25-02 EC-1904-6