




# Assembly Tables



### Assembly Tables (Order by Part No.)

		
<b>Part Number</b>	505.310	505.360
<b>Model</b>	AMT 150	AMTE 250
Simple and variable fixing of mounting plates using quick-acting clamps	✓	✓
Intelligent clamping system permits the unrestricted processing of the complete mounting plate	✓	✓
Continuously adjustable from vertical to horizontal position	By hand crank or cordless drill	By battery-operated electric motors
Continuous height adjustment	Using angle of tilt	By battery-operated electric motors
Electric motor	—	✓
Battery operation	—	✓
Adjustable angle of tilt	0 - 80°	0 - 80°
Working height	Fixed: 90cm	Variable: 80 - 110cm
4 lockable casters	✓	✓
Maximum size of mounting plates (HxW)	1,900 x 1,100mm	1,900 x 1,100mm
Maximum load-bearing capacity	200kg	300kg
Space required	1,400 x 1,200mm	1,400 x 1,200mm
Weight	83kg	140kg
<b>Parts included</b>	Assembly table AMT 150 2 x clamping unit with screw 2 x clamping unit with quick release Screw adapter for operation with cordless drill	Electric assembly table AMTE 250 2 x clamping unit with screw 2 x clamping unit with quick release External charger for the battery

Information subject to change without notice

### Assembly Tables Accessories & Replacement Parts (Order by Part No.)

Part Number	Description	AMT 150	AMTE 250
505.311	Table extension, for 1690 to 1890mm board, includes screws	✓	
505.322	Clamping set with screw	✓	
505.323	Clamping set with quick-release	✓	
505.324	Assembly table adapter for cordless drill	✓	
505.326	Wire guide	✓	✓
505.327	Wire spool holder	✓	✓
505.328	Assembly table clamping set for enclosures	✓	✓
505.348	Spare battery		✓
505.349	Battery charger		✓

Information subject to change without notice